

INTER-OFFICE MEMORANDUM

CITY OF HARRISBURG

May 10, 2012

TO: Linda D. Thompson, Mayor
City Council Members
John Campbell, Treasurer

FROM: Daniel C. Miller, CPA
City Controller

SUBJECT: Revenue and Expenditure Reports

Attached are the summary and detailed reports for the month ended April 30, 2012. Several items of significance regarding the reports are as follows:

The first section of the report (Revenues and Expenditures for the Four Months Ended April 30, 2012) provides an overall general summary of the City's budgeted funds at the highest level (fund level).

The second section of the report (April YTD Revenue - Budget to Actual – Line Item Detail) provides a detailed snapshot of all the budgeted revenue line items comprising the funds in section one. Due to the budgetary changes adopted in the Water Fund during 2011 and the administration's related accounting treatment, the detail line item report for Water Revenue will not accurately reflect budget to actual data.

The third section of the report (April YTD Expenditures – Budget to Actual - Budget Unit Totals) provides an overview of cost center activity at the program level.

The fourth section of the report (April YTD Expenditures – Budget to Actual – Line Item Detail) provides a detailed snapshot of all the expenditure/expense line items comprising each program within each fund.

The fifth section of the report (Change in Adopted Budget as of April 30, 2012) details all budgetary changes to the expenditure/expense line items in section four. Changes to the City's Adopted Budget are partially governed by Title Two of the Administrative Code, Chapter 2-307.4, Section b. which states:

“Prior to the authorization of any individual budgetary transfer exceeding twenty thousand dollars (\$20,000) within the most restrictive category set forth in said budget ordinance, or any budgetary transfer from any personnel services allocation, the Business Administrator shall be required to obtain the approval of City Council. The permitted twenty thousand dollar transfer is a cumulative maximum for the budget year in any category (Ord. 28-1983).

City Council passed Ordinance 20-2010 on December 30, 2010. This ordinance amends section 2-307.4 of the codified ordinance by requiring City Council approval of any transfer within the personnel line items and by establishing official position control.

The sixth section of the report (Over-budget Line Items as of April 30, 2012) includes accounts with year-to-date expenditures and encumbrance balances which have exceeded the Amended Budget. There was one over-budget line item at the end of April. Bank Service Charges in the Sanitation Fund have exceeded the adjusted budget. This situation also occurred at the end of January 2012. The administration should work with the Office of the Treasurer to transfer enough budget into this line item to cover the remainder of the 2012 fiscal year.

If you have any questions or concerns, please feel free to contact me or Deputy Controller, William Leinberger at 255-3074.

Thank you.

cc: Lisa Blackston for Mayor Linda Thompson
Ricardo Mendez-Saldivia, P.E., Chief of Staff/Business Administrator
Kirk Petroski, City Clerk, for City Council
Robert F. Kroboth, CGFM, Finance Director
Celia Spicher, Deputy City Treasurer

City of Harrisburg

Revenues and Expenditures For the Four Months Ending April 30, 2012

Revenues - Budget To Actual Summary

Fund Level	Adopted Budget ⁽¹⁾	Fund Balance Appropriation ⁽²⁾	Adopted and Appropriated	Year To Date Revenue	Available Budget	Percent of Budget Collected ⁽³⁾
General Fund ⁽⁴⁾	54,961,108	0	54,961,108	20,586,820	34,374,288	37.46%
Water Fund ⁽⁵⁾	5,836,517	0	5,836,517	1,864,858	3,971,660	31.95%
Debt Service Fund	11,985,164	0	11,985,164	1,258,428	10,726,736	10.50%
State Liquid Fuels Fund	945,279	0	945,279	1,789	943,490	0.19%
Sanitation Fund	4,417,463	0	4,417,463	1,542,520	2,874,943	34.92%
Incinerator Fund ⁽⁶⁾	0	0	0	2,071,620	0	
Sewer Fund	14,688,008	0	14,688,008	3,213,665	11,474,343	21.88%
Summary	92,833,540	0	92,833,540	30,539,701	64,365,460	32.90%

⁽¹⁾ City Council passed Bill No. 1 of 2012 on February 19, 2012 establishing the city budget. The above budget does not currently include certain adjustments being proposed by the city's receiver.

⁽²⁾ Fund balance appropriations are not recorded in the City's financial accounting system and therefore are not reflected in the attached detail revenue budget to actual reports.

⁽³⁾ Percent of adopted budget excluding any fund balance appropriation.

⁽⁴⁾ Adopted budget includes approximately \$9.32 million of budgeted administrative service charges, \$1.69 million of budgeted interfund transfers, and \$1.40 million of budgeted Harrisburg Parking Authority - Coordinated Parking Fund transfers.

⁽⁵⁾ Beginning in 2011, the City will only be budgeting the operating transfers received from The Harrisburg Authority (THA) as revenue and will also no longer be budgeting the debt service obligations on the expense side. The City will continue to bill, collect, and record the Water Fund utility revenue in the financial management system, therefore those amounts will be reflected in the attached detailed revenue reports.

⁽⁶⁾ For informational purposes only. The City does not operate the Resource Recovery Facility, but still collects the disposal fee on the monthly utility bills and remits it to The Harrisburg Authority.

Expenditures - Budget To Actual Summary

Fund Level	Adopted Budget	Amended Budget	Encumbrance	YTD Expense	Total Exp and Enc	Enc and Exp As Percent of Budget
General Fund	54,961,110	54,961,110	1,083,819	14,508,597	15,592,416	28.37%
Water Fund ⁽⁷⁾	5,836,517	5,836,517	403,109	1,441,344	1,844,453	31.60%
Debt Service Fund	11,985,164	11,985,164	0	1,008,437	1,008,437	8.41%
State Liquid Fuels Fund	945,279	945,279	34,215	559,801	594,015	62.84%
Sanitation Fund	4,417,463	4,417,463	30,572	1,357,814	1,388,386	31.43%
Sewer Fund	14,688,008	14,688,008	1,291,743	3,265,467	4,557,210	31.03%
Summary	92,833,542	92,833,542	2,843,459	22,141,459	24,984,918	26.91%

⁽⁷⁾ Beginning in 2011, the City will only be budgeting the operating expenses of the Water Utility Fund, and will no longer budget for the debt service obligations which are paid by THA (See also note five above).

City of Harrisburg

April YTD Revenue - Budget To Actual - Line Item Detail

Budget Unit: 01000100

Budget Unit Title	Account Code	Account Title	Adopted Budget	Apr Revenue	YTD Revenue	Balance	Percent
GENERAL REVENUE	301001	DISCOUNT PERIOD	12,371,188	-170,103	12,856,062	-484,875	103.92%
GENERAL REVENUE	301002	FLAT PERIOD	1,366,615	230,153	395,098	971,517	28.91%
GENERAL REVENUE	301003	PENALTY PERIOD	1,720,932	0	1,539	1,719,393	0.09%
GENERAL REVENUE	301004	REFUND PRIOR YR RE TAX	0	0	0	0	
GENERAL REVENUE	302001	DISCOUNT AMOUNT	-247,424	-19	-260,553	13,129	105.31%
GENERAL REVENUE	302003	PENALTY AMOUNT	172,093	0	154	171,939	0.09%
GENERAL REVENUE	304001	TAX LIENS - PRINCIPAL	0	0	0	0	
GENERAL REVENUE	305001	TAX AMOUNT-1ST PRIOR YEAR	642,300	61,082	127,246	515,054	19.81%
GENERAL REVENUE	305002	TAX AMOUNT-2ND PRIOR YEAR	800,000	49,148	84,040	715,960	10.50%
GENERAL REVENUE	305003	TAX AMOUNT-3RD PRIOR YEAR	95,000	4,646	20,357	74,643	21.43%
GENERAL REVENUE	306001	PENALTY/INT 1ST YR PRIOR	82,995	6,415	18,230	64,765	21.96%
GENERAL REVENUE	306002	PENALTY/INT 2ND YR PRIOR	165,000	10,109	17,308	147,692	10.49%
GENERAL REVENUE	306003	PENALTY/INT 3RD YR PRIOR	40,000	2,753	8,160	31,840	20.40%
GENERAL REVENUE	307000	TAX AMOUNT/TAX SALES	0	0	0	0	
GENERAL REVENUE	308000	PENALTY/INTEREST TAX SALE	0	0	0	0	
GENERAL REVENUE	309000	TRANSFER TAX REVENUE	390,000	20,428	121,363	268,637	31.12%
GENERAL REVENUE	310000	HOTEL TAX REVENUE	714,000	0	70,000	644,000	9.80%
GENERAL REVENUE	311000	OPT CURRENT YR REVENUE	0	0	0	0	
GENERAL REVENUE	312003	OPT CURRENT YR PENALTY	0	0	0	0	
GENERAL REVENUE	313000	OPT PRIOR YR TAX	0	0	0	0	
GENERAL REVENUE	314050	OPT PRIOR YR PENALTY	0	0	0	0	
GENERAL REVENUE	315001	OPT CUR YR COMMISSION	0	0	0	0	
GENERAL REVENUE	315002	OPT PRIOR YR COMMISSION	0	0	0	0	
GENERAL REVENUE	316000	EMERGENCY/MUN SERVICES	1,648,223	105	9,252	1,638,971	0.56%
GENERAL REVENUE	316003	CURR YR PENALTY	2,288	0	190	2,098	8.29%
GENERAL REVENUE	316005	E.M.S. TAX REBATE	0	0	0	0	
GENERAL REVENUE	316006	EMS TAX PRIOR YEAR	569,993	168,289	525,267	44,726	92.15%
GENERAL REVENUE	316007	PEN PRIOR YEAR	1,183	27	136	1,047	11.52%
GENERAL REVENUE	318000	EMS TAX COMMISSIONS	-1,619	0	-227	-1,392	14.00%
GENERAL REVENUE	318006	PRIOR YR EMS COMMISSION	-570	-264	-264	-306	46.33%
GENERAL REVENUE	321000	EIT - CURR YR	3,238,185	0	1,107,418	2,130,767	34.20%
GENERAL REVENUE	323000	EIT - PRIOR YR	0	0	0	0	
GENERAL REVENUE	323001	EIT COMMISSIONS	-63,586	0	-22,364	-41,222	35.17%
GENERAL REVENUE	323002	EIT EQUITY DISTRIBUTION	0	0	0	0	
GENERAL REVENUE	323003	EIT-DCTCC FEES	0	0	0	0	
GENERAL REVENUE	324001	MERCANTILE/BUS LIC CUR YR	170,000	3,960	22,000	148,000	12.94%
GENERAL REVENUE	324002	MERCANTILE/BUS LIC PR YR	8,000	400	3,200	4,800	40.00%

City of Harrisburg

April YTD Revenue - Budget To Actual - Line Item Detail

Budget Unit: 01000100

Budget Unit Title	Account Code	Account Title	Adopted Budget	Apr Revenue	YTD Revenue	Balance	Percent
GENERAL REVENUE	324004	MERC/LANDLORD LIC CURR YR	75,000	80	80	74,920	0.11%
GENERAL REVENUE	324005	MERC/LANDLORD LIC PRIORYR	7,000	360	1,720	5,280	24.57%
GENERAL REVENUE	325001	MBP TAX - CURRENT YR	2,400,000	1,037,341	1,525,004	874,996	63.54%
GENERAL REVENUE	325002	MBP TAX - PRIOR YR	100,000	2,378	51,173	48,827	51.17%
GENERAL REVENUE	325003	MBP TAX - PENALTY	30,000	544	5,834	24,166	19.45%
GENERAL REVENUE	325004	MBP TAX - INTEREST	8,500	105	2,512	5,988	29.56%
GENERAL REVENUE	326001	MBP AMUSEMENT TAX	300,383	4,059	157,184	143,199	52.33%
GENERAL REVENUE	326011	AMUSEMENT TAX PENALTY	700	0	0	700	0.00%
GENERAL REVENUE	327000	MBP PARKING TAXES CURRENT	1,528,632	-359,341	-695,025	2,223,657	-45.47%
GENERAL REVENUE	327001	MBP PARKING FEE	12,900	509,027	522,080	-509,180	4,047.13%
GENERAL REVENUE	327002	PARKING LICENSE FEE-PRIOR	475	0	0	475	0.00%
GENERAL REVENUE	327003	PARKING LICENSE FEE-PENAL	1,500	0	690	810	45.99%
GENERAL REVENUE	329000	MBP GENERAL LICENSE TAX	33,000	2,480	22,555	10,445	68.35%
GENERAL REVENUE	340002	HBG WATER UTILITY FUND	1,501,097	0	162,644	1,338,453	10.84%
GENERAL REVENUE	340008	GRANTS FUND	87,866	0	0	87,866	0.00%
GENERAL REVENUE	340027	SANITATION UTILITY FUND	957,745	0	94,797	862,948	9.90%
GENERAL REVENUE	340029	SEWERAGE UTILITY FUND	6,776,451	0	643,325	6,133,126	9.49%
GENERAL REVENUE	340040	SATISFACTION FEES	1,859	80	320	1,539	17.21%
GENERAL REVENUE	340050	FILING FEE RETURNS	2,465	113	458	2,007	18.58%
GENERAL REVENUE	340055	ADVANCED COSTS RETURN	10	0	0	10	0.00%
GENERAL REVENUE	340060	METRO	174,475	0	0	174,475	0.00%
GENERAL REVENUE	340061	LIFE PARTNERSHIP REGISTRY	25	0	0	25	0.00%
GENERAL REVENUE	340065	LIENS - COURT COSTS	18	0	0	18	0.00%
GENERAL REVENUE	340080	COLLECTION REV (SCHOOL)	155,881	0	74,196	81,685	47.60%
GENERAL REVENUE	340081	COLLECTION FEES(SCHOOL)	88,875	0	23,083	65,792	25.97%
GENERAL REVENUE	340085	NSF CHECK FEE	8,365	815	4,315	4,050	51.58%
GENERAL REVENUE	340090	OTHER ADMINISTRATIVE	78,324	3,644	20,882	57,442	26.66%
GENERAL REVENUE	340091	MERCANTILE DOCS/PUBLISHATE	85	0	0	85	0.00%
GENERAL REVENUE	340092	D.P. CHARGEBACKS	0	0	0	0	
GENERAL REVENUE	341001	ROOMING HOUSE	1,000	0	0	1,000	0.00%
GENERAL REVENUE	341002	APPEAL HEARING FEES	458	0	400	58	87.41%
GENERAL REVENUE	341011	LICENSE RENEWAL FEES	84,654	1,725	15,055	69,599	17.78%
GENERAL REVENUE	341020	ELECTRICAL PERMIT FEE	68,638	3,136	21,152	47,486	30.82%
GENERAL REVENUE	341021	PLUMBING PERMIT FEE	51,479	3,334	13,539	37,940	26.30%
GENERAL REVENUE	341022	BUILDING PERMIT FEE	400,389	47,034	148,788	251,601	37.16%
GENERAL REVENUE	341023	LOW VOLTAGE ELEC. PERMITS	2,288	220	325	1,963	14.20%

City of Harrisburg

April YTD Revenue - Budget To Actual - Line Item Detail

Budget Unit: 01000100

Budget Unit Title	Account Code	Account Title	Adopted Budget	Apr Revenue	YTD Revenue	Balance	Percent
GENERAL REVENUE	341024	DUMPSTER PERMIT FEES	2,288	100	350	1,938	15.30%
GENERAL REVENUE	341025	DEMOLITION PERMIT FEES	6,864	0	5,422	1,442	78.99%
GENERAL REVENUE	341026	FIRE PREVENTION CODE	17,160	815	4,238	12,922	24.70%
GENERAL REVENUE	341027	SPECIAL PERMIT FEES	2,517	195	594	1,923	23.61%
GENERAL REVENUE	341028	FLOOD PLAIN CERTIFICATION	1,100	0	275	825	25.00%
GENERAL REVENUE	341030	BUYER NOTIFY FEES	80,078	2,025	6,830	73,248	8.53%
GENERAL REVENUE	341033	CODES INSPECT SERVICE	0	0	0	0	
GENERAL REVENUE	341040	EMG ORD LIENS /PRINCIPAL	1,000	0	0	1,000	0.00%
GENERAL REVENUE	341041	EMG ORD LIEN/INTEREST	600	0	0	600	0.00%
GENERAL REVENUE	341050	PLANNING FEES	9,152	630	1,760	7,392	19.23%
GENERAL REVENUE	341051	HEALTH INSPECT FEES	68,638	2,000	9,845	58,793	14.34%
GENERAL REVENUE	341060	ZONING HEARING BOARD FEES	10,000	3,075	3,450	6,550	34.50%
GENERAL REVENUE	341061	PERMIT FEES-ZONING SIGN	48,000	7,200	22,178	25,822	46.20%
GENERAL REVENUE	341070	DEMO LIENS-PRINCIPAL	0	0	0	0	
GENERAL REVENUE	341071	DEMO LIENS-PENALTY	0	0	0	0	
GENERAL REVENUE	341072	RENTAL INSPECTION INCOME	20,000	0	75	19,925	0.38%
GENERAL REVENUE	341080	SALE OF PUB/MAPS/GIS DATA	0	0	0	0	
GENERAL REVENUE	341089	HHA REIMBURSEMENT	25,000	0	0	25,000	0.00%
GENERAL REVENUE	341090	OTHER DBHD	100	0	0	100	0.00%
GENERAL REVENUE	341091	GOVERNMENT GRANTS	0	0	0	0	
GENERAL REVENUE	342007	TEMP. "NO PARKING" SIGNS	432	0	0	432	0.00%
GENERAL REVENUE	342008	BURG/FIRE ALARMS	35,536	1,370	9,350	26,186	26.31%
GENERAL REVENUE	342009	VEHICLE EXTRACTION FEES	100	0	100	0	100.00%
GENERAL REVENUE	342015	TOWING FEES	25,500	2,415	7,900	17,600	30.98%
GENERAL REVENUE	342020	POLICE INV REPORTS	64,000	3,385	28,640	35,360	44.75%
GENERAL REVENUE	342021	BOOKING PROCESSING FEE	0	1,821	5,825	-5,825	
GENERAL REVENUE	342030	FIRE INV REPORTS	1,090	0	125	965	11.47%
GENERAL REVENUE	342042	POLICE APP PROCESS FEE	0	0	0	0	
GENERAL REVENUE	342043	FIREFIGHTER APP FEES	0	0	0	0	
GENERAL REVENUE	342050	METER BAG RENTAL	165,789	18,610	48,949	116,840	29.52%
GENERAL REVENUE	342051	FIRE GRANTS (SAFER)	630,573	0	0	630,573	0.00%
GENERAL REVENUE	342070	ARRA COPS 2009	351,905	0	0	351,905	0.00%
GENERAL REVENUE	342071	ARRA ENERGY BLOCK GRANT	0	0	0	0	
GENERAL REVENUE	342072	ARRA JAG	0	0	0	0	
GENERAL REVENUE	342073	GREAT GRANT	0	0	0	0	
GENERAL REVENUE	342074	POLICE ON PATROL	0	0	0	0	
GENERAL REVENUE	342075	TRAINING GRANT	0	0	0	0	
GENERAL REVENUE	342079	DOMESTIC VIOLENCE GRANT	0	0	0	0	

City of Harrisburg

April YTD Revenue - Budget To Actual - Line Item Detail

Budget Unit: 01000100

Budget Unit Title	Account Code	Account Title	Adopted Budget	Apr Revenue	YTD Revenue	Balance	Percent
GENERAL REVENUE	342080	AUTO THEFT GRANT	0	0	0	0	
GENERAL REVENUE	342081	ACADEMY GRANT	0	0	0	0	
GENERAL REVENUE	342082	WEED 'N SEED GRANT	0	0	0	0	
GENERAL REVENUE	342083	UNIVERSAL HIRING GRANT	0	0	0	0	
GENERAL REVENUE	342084	PROBATION/PAROLE GRANT	0	0	0	0	
GENERAL REVENUE	342085	COUNTER-TERRORISM GRANT	0	0	0	0	
GENERAL REVENUE	342086	FEMA/USAR CONTRACT	315,000	0	18,611	296,389	5.91%
GENERAL REVENUE	342088	PSP REIMBURSEMENT	0	0	0	0	
GENERAL REVENUE	342089	HHA REIMBURSEMENT	277,545	0	0	277,545	0.00%
GENERAL REVENUE	342090	OTHER PUBLIC SAFETY	65,000	2,187	12,580	52,420	19.35%
GENERAL REVENUE	342091	PERMIT PARKING FEES	50,000	7,993	8,724	41,276	17.45%
GENERAL REVENUE	342092	FINE AND COSTS	59,878	5,464	21,629	38,249	36.12%
GENERAL REVENUE	342093	DRUG TASK FORCE REIMBURS	96,134	0	19,122	77,012	19.89%
GENERAL REVENUE	342094	HIGHWAY SAFETY GRANT	16,144	0	0	16,144	0.00%
GENERAL REVENUE	342095	VICE REIMBURSEMENTS	0	0	0	0	
GENERAL REVENUE	342096	E911 SURCHARGE	0	0	0	0	
GENERAL REVENUE	342097	SCHOOL DIST REIMBURSEMENT	0	0	0	0	
GENERAL REVENUE	342098	DOG AND CAT LICENSES	7,154	580	5,838	1,316	81.60%
GENERAL REVENUE	342099	BOOTING FEES	9,255	900	4,000	5,255	43.22%
GENERAL REVENUE	342901	POLICE EXTRA DUTY	420,000	32,449	166,107	253,893	39.55%
GENERAL REVENUE	343002	STREET CUT INSPECT	35,000	0	0	35,000	0.00%
GENERAL REVENUE	343003	ST CUT DEGRADATION FEES	11,000	0	0	11,000	0.00%
GENERAL REVENUE	343010	SEWER TAPPAGE PERMIT	55,000	0	0	55,000	0.00%
GENERAL REVENUE	343029	VMC CHARGES - DAUPHIN CTY	40,000	18,954	20,411	19,589	51.03%
GENERAL REVENUE	343030	VMC CHARGES THA-COVANTA	80,000	0	21,432	58,568	26.79%
GENERAL REVENUE	343032	VMC CHRGS - WATER UTILITY	63,000	5,325	18,064	44,936	28.67%
GENERAL REVENUE	343035	VMC CHRGS - FED GRANT	5,000	145	959	4,041	19.18%
GENERAL REVENUE	343036	VMC CHARGES-STEELTON BOR	82,000	5,450	16,743	65,257	20.42%
GENERAL REVENUE	343037	VMC CHRGS/SANITATION FUND	227,000	17,025	80,592	146,408	35.50%
GENERAL REVENUE	343039	VMC CHRGS/SEWERAGE UTY	41,283	6,989	17,269	24,014	41.83%
GENERAL REVENUE	343040	VMC CHRGS/STATE LIQ FUEL	101,938	14,366	63,201	38,737	62.00%
GENERAL REVENUE	343043	VMC CHARGES-HBG PARK AUTH	30,000	2,053	11,848	18,152	39.49%
GENERAL REVENUE	343044	VMC CHARGES-HBG REDEVELOP.	1,000	118	321	679	32.10%

City of Harrisburg

April YTD Revenue - Budget To Actual - Line Item Detail

Budget Unit: 01000100

Budget Unit Title	Account Code	Account Title	Adopted Budget	Apr Revenue	YTD Revenue	Balance	Percent
GENERAL REVENUE	343045	VMC CHARGES-HBG SCHOOL	330,000	943	85,494	244,506	25.91%
GENERAL REVENUE	343046	VMC CHARGES-HBG HOUS AUTH	6,000	889	2,414	3,586	40.23%
GENERAL REVENUE	343050	SEWER MAINT CHARGE	925,000	58,077	241,646	683,354	26.12%
GENERAL REVENUE	343051	SEWER MAINT LIENS-PRINCIP	7,500	29	605	6,895	8.07%
GENERAL REVENUE	343052	SEWER MAINT LIENS-PENALTY	2,000	2	34	1,966	1.70%
GENERAL REVENUE	343080	PUBLICATIONS/MAPS REVENUE	0	0	0	0	
GENERAL REVENUE	343084	CDBG REIMB. - DEMOLITION	200,000	0	20,202	179,798	10.10%
GENERAL REVENUE	343090	OTHER PUB WORKS	5,000	142	2,250	2,750	44.99%
GENERAL REVENUE	345001	POOL #1	13,000	140	140	12,860	1.08%
GENERAL REVENUE	345002	POOL #2	13,000	73	73	12,927	0.57%
GENERAL REVENUE	345011	SHADE TREE FEES	200	30	40	160	20.00%
GENERAL REVENUE	345081	SPEC PARK FEES-CITY ISLAN	0	0	0	0	
GENERAL REVENUE	345082	CONTRIBUTIONS/DONATIONS	10,000	0	0	10,000	0.00%
GENERAL REVENUE	345084	PUBLICATION ADVERTISING	5,000	0	0	5,000	0.00%
GENERAL REVENUE	345090	OTHER PARKS & REC	25,000	0	0	25,000	0.00%
GENERAL REVENUE	346012	DJ-TRAFF VIOLATINS	422,202	0	88,750	333,453	21.02%
GENERAL REVENUE	346013	DJ-SUMMARY CRIMINAL OFF	150,000	0	111,100	38,900	74.07%
GENERAL REVENUE	346015	DJ-CODES VIOLATIONS	105,000	0	25,501	79,499	24.29%
GENERAL REVENUE	346020	PARK TICKETS-VIO FINE	1,400,000	95,375	377,818	1,022,182	26.99%
GENERAL REVENUE	347010	ALCOHOLIC BEVERAGE LICENS	31,800	0	18,500	13,300	58.18%
GENERAL REVENUE	347020	TV FRANCHISE LICENSE	544,040	0	134,928	409,112	24.80%
GENERAL REVENUE	350000	SAVINGS ACCT INTEREST	3,000	261	302	2,698	10.07%
GENERAL REVENUE	350001	TAX APPEAL INT EARNINGS	200	8	33	167	16.50%
GENERAL REVENUE	350003	INT SAVINGS-COLL SYSTEM	0	1	2	-2	
GENERAL REVENUE	350009	INTEREST EARNINGS EDCL	700	39	68	632	9.66%
GENERAL REVENUE	350024	TRAN INTEREST	0	3	13	-13	
GENERAL REVENUE	350070	EMS TAX INTEREST	160	4	6	154	3.62%
GENERAL REVENUE	351000	INT ON CDS	55,000	3,947	16,299	38,701	29.63%
GENERAL REVENUE	351091	PNI LOAN INTEREST	16,000	0	4,670	11,330	29.18%
GENERAL REVENUE	352000	INT ON INVSTMTS/GRANT	500	207	269	231	53.71%
GENERAL REVENUE	352053	INT INSURANCE	1,000	0	22	978	2.24%
GENERAL REVENUE	352055	LIABILITY INSURANCE CLAIM	0	0	0	0	
GENERAL REVENUE	352099	INT WATER SALE PCDS	0	0	0	0	
GENERAL REVENUE	355000	RENTAL INCOME	5,000	163	1,315	3,685	26.30%
GENERAL REVENUE	355001	HPA RENTAL INCOME	20,800	0	3,467	17,333	16.67%

City of Harrisburg

April YTD Revenue - Budget To Actual - Line Item Detail

Budget Unit: 01000100

Budget Unit Title	Account Code	Account Title	Adopted Budget	Apr Revenue	YTD Revenue	Balance	Percent
GENERAL REVENUE	356000	EASEMENT FEES	30,000	0	4,812	25,188	16.04%
GENERAL REVENUE	358090	SALE OF ASSETS	0	0	0	0	
GENERAL REVENUE	380000	REIMB FOR LOSS /DAMAGE	0	0	0	0	
GENERAL REVENUE	380002	STOP LOSS RECOVERIES	0	0	175	-175	
GENERAL REVENUE	380033	INSURANCE REIMB FOR LOSS	80,000	478	20,151	59,849	25.19%
GENERAL REVENUE	382000	CONTRIBUTIONS AND DONAT	0	0	0	0	
GENERAL REVENUE	384000	MISCELLANEOUS CONT.	0	18	78	-78	
GENERAL REVENUE	384001	P.I.L.O.T.S.	501,522	47,820	251,454	250,068	50.14%
GENERAL REVENUE	384007	HBG BROADCASTING NTWK	24,300	0	1,350	22,950	5.56%
GENERAL REVENUE	385000	REFUNDS OF EXPENDITURES	142,411	117	3,967	138,444	2.79%
GENERAL REVENUE	385003	EXPRESS SCRIPT REBATE	170,000	0	3,135	166,865	1.84%
GENERAL REVENUE	385006	MEDICARE PART D PROGRAM	85,000	4,122	31,959	53,041	37.60%
GENERAL REVENUE	385090	MISCELLANEOUS	5,000	102	492	4,508	9.84%
GENERAL REVENUE	392000	PENSION SYSTEM STATE AID	1,517,751	0	0	1,517,751	0.00%
GENERAL REVENUE	393000	GAMING FUNDS	0	0	0	0	
GENERAL REVENUE	394000	PUB UTILITY REALTY TAX	38,000	0	0	38,000	0.00%
GENERAL REVENUE	395000	CAPITAL FIRE PROTECTION	2,500,000	0	0	2,500,000	0.00%
GENERAL REVENUE	396000	GRANT PROCEEDS	0	0	0	0	
GENERAL REVENUE	396010	FED/STATE(FED)PASS THR GR	0	0	0	0	
GENERAL REVENUE	397000	HBG PRK AUTH COORD PKG	1,400,000	0	0	1,400,000	0.00%
GENERAL REVENUE	398002	HBG WATER UTILITY FUND	0	0	0	0	
GENERAL REVENUE	398006	CAPITOL PROJECTS FUND	0	0	0	0	
GENERAL REVENUE	398027	SANITATION UTILITY FUND	1,688,939	0	549,234	1,139,705	32.52%
GENERAL REVENUE	399099	ESTIMATED CASH CARRYOVER	0	0	0	0	

01000100

54,961,108 2,020,892 20,586,820 34,374,288 37.46%

Budget Unit: 02200200

Budget Unit Title	Account Code	Account Title	Adopted Budget	Apr Revenue	YTD Revenue	Balance	Percent
WATER REVENUE	350000	SAVINGS ACCT INTEREST	0	1	41	-41	
WATER REVENUE	352000	INT ON INVSTMTS/GRANT	0	68	96	-96	
WATER REVENUE	358090	SALE OF ASSETS	0	0	0	0	
WATER REVENUE	361001	UNMETERED WATER SALES	0	0	19,303	-19,303	
WATER REVENUE	361002	UNMTRD WAT READY TO SERVE	0	0	3,297	-3,297	
WATER REVENUE	362001	METERED WATER SALES	0	691,784	3,052,319	-3,052,319	
WATER REVENUE	362002	MTRD WAT READY TO SERVE	0	341,632	1,394,268	-1,394,268	
WATER REVENUE	362003	METER SALES	0	0	0	0	
WATER REVENUE	362005	METER PARTS	0	0	0	0	

City of Harrisburg

April YTD Revenue - Budget To Actual - Line Item Detail

Budget Unit: 02200200

Budget Unit Title	Account Code	Account Title	Adopted Budget	Apr Revenue	YTD Revenue	Balance	Percent
WATER REVENUE	362006	WATER CONSV DEVICE SALES	0	0	0	0	
WATER REVENUE	362007	FIRELINE CHARGES	0	6,179	277,725	-277,725	
WATER REVENUE	362009	OTHER HBG WATER OP	0	9,532	35,812	-35,812	
WATER REVENUE	362010	METER/TAP VALVES	0	0	1,600	-1,600	
WATER REVENUE	362014	WATER SERVICE INIT FEE	0	0	75	-75	
WATER REVENUE	362048	WATER RESTORATION	0	8,351	33,207	-33,207	
WATER REVENUE	362049	WATER TERMINATION FEE	0	0	0	0	
WATER REVENUE	362050	WATER SHUT OFF DEPOSITS	0	0	0	0	
WATER REVENUE	362051	HBG WATER LIENS-PRINC	0	605	10,842	-10,842	
WATER REVENUE	362052	HBG WATER LIENS-INT	0	44	663	-663	
WATER REVENUE	363001	SUSQ. WATER SALES	0	107,978	428,568	-428,568	
WATER REVENUE	363002	SUSQ. READY-TO-SERVE	0	36,922	149,183	-149,183	
WATER REVENUE	380033	INSURANCE REIMB FOR LOSS	0	0	0	0	
WATER REVENUE	385000	REFUNDS OF EXPENDITURES	0	0	150	-150	
WATER REVENUE	385090	MISCELLANEOUS	0	0	904	-904	
WATER REVENUE	390000	THE HBG AUTHORITY	0	0	0	0	
WATER REVENUE	398000	OPERATING TRANSFERS IN	5,836,517	0	0	5,836,517	0.00%
WATER REVENUE	399099	ESTIMATED CASH CARRYOVER	0	0	0	0	
02200200			5,836,517	1,203,097	5,408,052	428,465	92.66%

Budget Unit: 07700700

Budget Unit Title	Account Code	Account Title	Adopted Budget	Apr Revenue	YTD Revenue	Balance	Percent
DEBT SERVICE REVENUE	345081	SPEC PARK FEES-CITY ISLAN	60,000	0	0	60,000	0.00%
DEBT SERVICE REVENUE	350000	SAVINGS ACCT INTEREST	150	0	0	150	0.32%
DEBT SERVICE REVENUE	352000	INT ON INVSTMTS/GRANT	0	4	5	-5	
DEBT SERVICE REVENUE	355002	COMMERCE BANK PARK	440,000	186,000	251,464	188,536	57.15%
DEBT SERVICE REVENUE	358090	SALE OF ASSETS	0	0	0	0	
DEBT SERVICE REVENUE	389002	CITY GUARANTEE FEES	0	0	0	0	
DEBT SERVICE REVENUE	398001	GENERAL FUND	11,485,014	654,122	1,006,958	10,478,056	8.77%
DEBT SERVICE REVENUE	398020	STATE LIQ FUELS TAX FUND	0	0	0	0	
07700700			11,985,164	840,125	1,258,428	10,726,736	10.50%

Budget Unit: 20062000

Budget Unit Title	Account Code	Account Title	Adopted Budget	Apr Revenue	YTD Revenue	Balance	Percent
STATE LIQUID FUEL REVENUE	350000	SAVINGS ACCT INTEREST	359	0	15	344	4.26%
STATE LIQUID FUEL REVENUE	352000	INT ON INVSTMTS/GRANT	261	7	14	247	5.33%

City of Harrisburg

April YTD Revenue - Budget To Actual - Line Item Detail

Budget Unit: 20062000

Budget Unit Title	Account Code	Account Title	Adopted Budget	Apr Revenue	YTD Revenue	Balance	Percent
STATE LIQUID FUEL REVENUE	396000	GRANT PROCEEDS	944,659	1,760	1,760	942,899	0.19%
20062000			945,279	1,767	1,789	943,490	0.19%

Budget Unit: 27272700

Budget Unit Title	Account Code	Account Title	Adopted Budget	Apr Revenue	YTD Revenue	Balance	Percent
SANITATION REVENUE	350000	SAVINGS ACCT INTEREST	947	11	22	925	2.33%
SANITATION REVENUE	352000	INT ON INVSTMTS/GRANT	3	21	32	-29	1,059.00%
SANITATION REVENUE	358090	SALE OF ASSETS	0	0	0	0	
SANITATION REVENUE	367007	GARBAGE AND REFUSE COLL	4,315,048	343,167	1,491,966	2,823,082	34.58%
SANITATION REVENUE	367009	OTHER SANITATION FUND REV	11,438	2,641	4,073	7,365	35.61%
SANITATION REVENUE	367051	SANITATION LIENS PRINC	15,000	718	46,079	-31,079	307.19%
SANITATION REVENUE	367052	SANITATION LIENS INT	2,353	85	349	2,004	14.82%
SANITATION REVENUE	380033	INSURANCE REIMB FOR LOSS	0	0	0	0	
SANITATION REVENUE	385000	REFUNDS OF EXPENDITURES	0	0	0	0	
SANITATION REVENUE	396000	GRANT PROCEEDS	72,674	0	0	72,674	0.00%
27272700			4,417,463	346,643	1,542,520	2,874,943	34.92%

Budget Unit: 28282800

Budget Unit Title	Account Code	Account Title	Adopted Budget	Apr Revenue	YTD Revenue	Balance	Percent
INCINERATOR REVENUE	350000	SAVINGS ACCT INTEREST	0	1	5	-5	
INCINERATOR REVENUE	368001	INCINERATOR SALES/TIPPING	0	0	0	0	
INCINERATOR REVENUE	368003	INC. PERMIT FEES	0	0	0	0	
INCINERATOR REVENUE	368004	READY TO DISP. CHARGES	0	509,609	1,950,784	-1,950,784	
INCINERATOR REVENUE	368005	SALES OF SCRAP & RESIDUE	0	0	0	0	
INCINERATOR REVENUE	368006	STEAM SALES	0	0	0	0	
INCINERATOR REVENUE	368011	SALE OF ELECTRICITY	0	0	0	0	
INCINERATOR REVENUE	368012	TRANSFER STATION TIPPING	0	0	0	0	
INCINERATOR REVENUE	368051	DISP RTS INC LIENS PRIN.	0	729	119,728	-119,728	
INCINERATOR REVENUE	368052	DISP RTS INC. LIENS -INT.	0	121	1,103	-1,103	
INCINERATOR REVENUE	385000	REFUNDS OF EXPENDITURES	0	0	0	0	
INCINERATOR REVENUE	390000	THE HBG AUTHORITY	0	0	0	0	
28282800			0	510,460	2,071,620	-2,071,620	

Budget Unit: 29292900

City of Harrisburg

April YTD Revenue - Budget To Actual - Line Item Detail

Budget Unit: 29292900

Budget Unit Title	Account Code	Account Title	Adopted Budget	Apr Revenue	YTD Revenue	Balance	Percent
SEWER REVENUE	350000	SAVINGS ACCT INTEREST	0	0	0	0	
SEWER REVENUE	350002	INT SAVINGS-CONVEY/ TRTMNT	3,000	0	42	2,958	1.41%
SEWER REVENUE	350003	INT SAVINGS-COLL SYSTEM	600	0	8	592	1.40%
SEWER REVENUE	352002	INT OTHER-CONVEY/ TREATMNT	0	94	128	-128	
SEWER REVENUE	352003	INT OTHER-COLL SYSTEM	0	19	26	-26	
SEWER REVENUE	358090	SALE OF ASSETS	0	0	0	0	
SEWER REVENUE	369002	CONVEY/TREATMENT	5,151,670	331,140	1,412,918	3,738,752	27.43%
SEWER REVENUE	369003	COLLECTION SYSTEM	928,190	56,346	244,900	683,290	26.38%
SEWER REVENUE	369005	SALE OF SCRAP	350	0	126	224	36.14%
SEWER REVENUE	369008	SALES TO PUBLIC AUTH.	7,945,148	488,356	1,360,282	6,584,866	17.12%
SEWER REVENUE	369010	SLUDGE HANDLING CHGS	425,000	0	154,868	270,132	36.44%
SEWER REVENUE	369011	SALE OF ELECTRIC	150,000	0	9,454	140,546	6.30%
SEWER REVENUE	369012	CONTR WASTE HAUL CHARGES	1,950	0	800	1,150	41.03%
SEWER REVENUE	369013	PRETREATMENT CHARGES	8,100	0	1,800	6,300	22.22%
SEWER REVENUE	369014	CONT WASTE HAUL LAB FEE	23,000	0	9,212	13,788	40.05%
SEWER REVENUE	369015	PRETREATMENT LAB FEES	16,000	2,794	3,622	12,378	22.64%
SEWER REVENUE	369053	LIENS PRINC-CONVEY/ TRTMNT	24,000	159	2,936	21,064	12.23%
SEWER REVENUE	369054	LIENS INT-CONVEY/ TREATMNT	5,000	12	293	4,707	5.87%
SEWER REVENUE	369055	LIENS PRINC-COLL SYSTEM	5,000	32	584	4,416	11.69%
SEWER REVENUE	369056	LIENS INT-COLL SYSTEM	1,000	2	58	942	5.84%
SEWER REVENUE	380000	REIMB FOR LOSS /DAMAGE	0	0	0	0	
SEWER REVENUE	385000	REFUNDS OF EXPENDITURES	0	0	5,613	-5,613	
SEWER REVENUE	385090	MISCELLANEOUS	0	0	5,992	-5,992	
SEWER REVENUE	390000	THE HBG AUTHORITY	0	0	0	0	
SEWER REVENUE	396000	GRANT PROCEEDS	0	0	0	0	
29292900			14,688,008	878,955	3,213,665	11,474,343	21.88%
Summary			92,833,540	5,801,938	34,082,895	58,750,645	36.71%

City of Harrisburg

April YTD Expenditures - Budget To Actual - Budget Unit Totals

Budget Unit	Budget Unit Title	Adopted Budget	Amended Budget	Encumbrance	YTD Expense	Enc + YTD Expense	Available Balance	Percent
01000101	COUNCIL	368,586	368,586	0	88,934	88,934	279,652	24.13%
01000102	MAYOR	207,850	207,850	0	76,254	76,254	131,596	36.69%
01000103	CONTROLLER	207,629	207,629	6,423	52,509	58,932	148,697	28.38%
01000104	TREASURER	615,311	615,311	40,508	189,267	229,775	385,536	37.34%
01000105	SOLICITOR	496,436	496,436	105,856	201,038	306,894	189,542	61.82%
01010110	BUSINESS ADMINISTRATOR	171,844	171,844	0	18,645	18,645	153,199	10.85%
01010112	FINANCE	540,524	540,524	0	120,050	120,050	420,474	22.21%
01010116	INFORMATION TECHNOLOGY	674,605	674,605	12,994	183,910	196,904	477,701	29.19%
01010117	HUMAN RESOURCES	371,385	371,385	24,024	127,340	151,364	220,021	40.76%
01010124	O & R DIRECTOR	681,003	681,003	49,277	245,369	294,646	386,357	43.27%
01010188	GENERAL EXPENSES	8,527,717	8,527,717	36,445	2,184,718	2,221,163	6,306,553	26.05%
01010189	TRANSFERS	11,485,014	11,485,014	0	1,006,958	1,006,958	10,478,056	8.77%
01030134	DBHD DIRECTOR	83,967	83,967	0	29,066	29,066	54,902	34.62%
01030135	PLANNING	97,408	97,408	1,018	7,736	8,753	88,655	8.99%
01030137	CODES	561,293	561,293	1,775	173,070	174,845	386,448	31.15%
01030139	ECONOMIC DEVELOPMENT	34,181	34,181	0	14,226	14,226	19,955	41.62%
01040142	POLICE CHIEF	15,896,327	15,896,327	111,446	4,822,689	4,934,135	10,962,192	31.04%
01040146	CRIMINAL INVESTIGATION	0	0	0	0	0	0	
01040151	FIRE	7,798,405	7,798,405	52,764	2,992,401	3,045,165	4,753,240	39.05%
01060160	PUBLIC WORKS DIRECTOR	1,457,938	1,457,938	56,916	414,151	471,067	986,871	32.31%
01060162	CITY SERVICES	2,058,994	2,058,994	62,715	615,654	678,369	1,380,626	32.95%
01060172	VEHICLE MANAGEMENT	2,201,675	2,201,675	521,659	869,480	1,391,139	810,536	63.19%
01080180	PARKS & REC DIRECTOR	423,017	423,017	0	75,132	75,132	347,885	17.76%
01080183	RECREATION	0	0	0	0	0	0	
01080184	PARKS MAINTENANCE	0	0	0	0	0	0	
02200210	ADMINISTRATION	1,216,082	1,216,082	29,894	292,004	321,898	894,184	26.47%
02200220	DISTRIBUTION	1,868,091	1,868,091	133,399	409,317	542,716	1,325,375	29.05%
02200230	MAINTENANCE	2,752,344	2,752,344	239,816	740,023	979,839	1,772,505	35.60%
07700703	PA INFRA BANK NOTES	367,742	367,742	0	297,742	297,742	69,999	80.97%
07700704	CAPITAL LEASE	1,421,056	1,421,056	0	710,694	710,694	710,361	50.01%
07700706	2006 COMMERCE BANK NOTE	849,542	849,542	0	0	0	849,542	0.00%
07700709	REV BONDS SER A-2 OF 2005	656,825	656,825	0	0	0	656,825	0.00%
07700711	DCED ALT LOAN	25,000	25,000	0	0	0	25,000	0.00%
07700795	GO BONDS SER A-B OF 95	0	0	0	0	0	0	
07700796	GO BONDS SER A1 OF 97	0	0	0	0	0	0	

City of Harrisburg

April YTD Expenditures - Budget To Actual - Budget Unit Totals

Budget Unit	Budget Unit Title	Adopted Budget	Amended Budget	Encumbrance	YTD Expense	Enc + YTD Expense	Available Balance	Percent
07700797	GO SER D-F OF 97	8,665,000	8,665,000	0	0	0	8,665,000	0.00%
20062020	OPERATIONS	945,279	945,279	34,215	559,801	594,015	351,264	62.84%
27272710	OPERATIONS	4,417,463	4,417,463	30,572	1,357,814	1,388,386	3,029,077	31.43%
29292910	ADMINISTRATION	4,668,900	4,668,900	60,070	1,134,790	1,194,860	3,474,041	25.59%
29292920	OPERATIONS	7,445,306	7,445,306	1,093,110	1,660,817	2,753,927	4,691,380	36.99%
29292930	MAINTENANCE	1,524,957	1,524,957	120,170	261,444	381,614	1,143,343	25.02%
29292940	FIELD MAINTENANCE	1,048,844	1,048,844	18,393	208,416	226,810	822,035	21.62%
Summary		92,833,542	92,833,542	2,843,459	22,141,459	24,984,918	67,848,624	26.91%

City of Harrisburg

April YTD Expenditures - Budget To Actual - Line Item Detail

Budget Unit: 01000101

Budget Unit Title	Account Code ▲	Account Title	Adopted Budget	Amended Budget	Encumbrance	YTD Expense	Enc + YTD Expense	Available Balance	Percent
COUNCIL	414000	SALARIES & WAGES	253,500	253,500	0	71,399	71,399	182,101	28.17%
COUNCIL	419001	SOCIAL SECURITY	19,000	19,000	0	5,462	5,462	13,538	28.75%
COUNCIL	420010	ADVERTISING	5,000	5,000	0	2,455	2,455	2,545	49.10%
COUNCIL	420020	PRINTING	500	500	0	330	330	170	66.00%
COUNCIL	420030	PHOTOGRAPHY	250	250	0	0	0	250	0.00%
COUNCIL	420050	POSTAGE	50	50	0	46	46	4	92.12%
COUNCIL	421010	LEGAL	63,000	63,000	0	0	0	63,000	0.00%
COUNCIL	425000	OFFICE EQUIPMENT	200	200	0	33	33	167	16.55%
COUNCIL	425050	COMMUNICATIONS EQUIPMENT	500	500	0	0	0	500	0.00%
COUNCIL	425090	MAINT SERV CONTRACT	4,300	4,300	0	2,160	2,160	2,140	50.23%
COUNCIL	429001	TUITION/TRAINING	200	200	0	0	0	200	0.00%
COUNCIL	429009	ADMIN/TRUSTEE FEE	80	80	0	0	0	80	0.00%
COUNCIL	429015	TRAVEL	3,643	3,643	0	2,266	2,266	1,377	62.21%
COUNCIL	429016	CONFERENCES	1,000	1,000	0	125	125	875	12.50%
COUNCIL	429017	MEMBERSHIPS	3,813	3,813	0	3,813	3,813	0	100.00%
COUNCIL	429090	MISC CONTRACTED SRVCS	225	225	0	0	0	225	0.00%
COUNCIL	430003	SUBSCRIPTIONS	0	0	0	0	0	0	
COUNCIL	430004	AUDIO-VISUAL	75	75	0	0	0	75	0.00%
COUNCIL	430009	OFFICE	250	250	0	0	0	250	0.00%
COUNCIL	430099	MISC SUPPLIES AND EXP	13,000	13,000	0	845	845	12,155	6.50%
01000101			368,586	368,586	0	88,934	88,934	279,652	24.13%

Budget Unit: 01000102

Budget Unit Title	Account Code ▲	Account Title	Adopted Budget	Amended Budget	Encumbrance	YTD Expense	Enc + YTD Expense	Available Balance	Percent
MAYOR	414000	SALARIES & WAGES	180,000	180,000	0	69,632	69,632	110,368	38.68%
MAYOR	415000	TEMPORARY	0	0	0	0	0	0	
MAYOR	419001	SOCIAL SECURITY	13,770	13,770	0	5,327	5,327	8,443	38.69%
MAYOR	420010	ADVERTISING	300	300	0	0	0	300	0.00%
MAYOR	420020	PRINTING	1,000	1,000	0	0	0	1,000	0.00%
MAYOR	420030	PHOTOGRAPHY	300	300	0	0	0	300	0.00%
MAYOR	420040	TELEPHONE	1,500	1,500	0	209	209	1,291	13.91%
MAYOR	420050	POSTAGE	1,100	1,100	0	194	194	906	17.66%
MAYOR	421050	OTHER PROFESSIONAL FEES	0	0	0	0	0	0	
MAYOR	425000	OFFICE EQUIPMENT	500	500	0	0	0	500	0.00%
MAYOR	425090	MAINT SERV CONTRACT	0	0	0	0	0	0	

City of Harrisburg

April YTD Expenditures - Budget To Actual - Line Item Detail

Budget Unit: 01000102

Budget Unit Title	Account Code ▲	Account Title	Adopted Budget	Amended Budget	Encumbrance	YTD Expense	Enc + YTD Expense	Available Balance	Percent
MAYOR	429009	ADMIN/TRUSTEE FEE	80	80	0	57	57	23	71.75%
MAYOR	429015	TRAVEL	1,500	1,500	0	835	835	665	55.65%
MAYOR	429016	CONFERENCES	2,300	2,300	0	0	0	2,300	0.00%
MAYOR	429017	MEMBERSHIPS	0	0	0	0	0	0	
MAYOR	429090	MISC CONTRACTED SRVCS	0	0	0	0	0	0	
MAYOR	430005	DUPLICATING	0	0	0	0	0	0	
MAYOR	430006	PHOTOGRAPHY	0	0	0	0	0	0	
MAYOR	430008	DATA PROCESSING	0	0	0	0	0	0	
MAYOR	430009	OFFICE	500	500	0	0	0	500	0.00%
MAYOR	430010	FURNITURE	0	0	0	0	0	0	
MAYOR	430099	MISC SUPPLIES AND EXP	0	0	0	0	0	0	
MAYOR	439015	OFFICE EQUIPMENT	0	0	0	0	0	0	
MAYOR	453015	OFFICE EQUIPMENT	0	0	0	0	0	0	
MAYOR	453049	LEASE PURCHASE	5,000	5,000	0	0	0	5,000	0.00%
01000102			207,850	207,850	0	76,254	76,254	131,596	36.69%

Budget Unit: 01000103

Budget Unit Title	Account Code ▲	Account Title	Adopted Budget	Amended Budget	Encumbrance	YTD Expense	Enc + YTD Expense	Available Balance	Percent
CONTROLLER	414000	SALARIES & WAGES	135,744	135,744	0	45,417	45,417	90,327	33.46%
CONTROLLER	419001	SOCIAL SECURITY	10,385	10,385	0	3,474	3,474	6,911	33.46%
CONTROLLER	421010	LEGAL	60,000	60,000	6,423	3,577	10,000	50,000	16.67%
CONTROLLER	425090	MAINT SERV CONTRACT	1,500	1,500	0	40	40	1,460	2.66%
01000103			207,629	207,629	6,423	52,509	58,932	148,697	28.38%


Budget Unit: 01000104

Budget Unit Title	Account Code ▲	Account Title	Adopted Budget	Amended Budget	Encumbrance	YTD Expense	Enc + YTD Expense	Available Balance	Percent
TREASURER	414000	SALARIES & WAGES	399,830	399,830	0	118,391	118,391	281,439	29.61%
TREASURER	415000	TEMPORARY	0	0	0	0	0	0	
TREASURER	419001	SOCIAL SECURITY	30,588	30,588	0	9,057	9,057	21,531	29.61%
TREASURER	420010	ADVERTISING	250	250	0	0	0	250	0.00%
TREASURER	420020	PRINTING	2,000	2,000	0	911	911	1,089	45.53%
TREASURER	420040	TELEPHONE	550	550	0	135	135	415	24.55%
TREASURER	420050	POSTAGE	4,000	4,000	0	1,818	1,818	2,182	45.46%
TREASURER	421010	LEGAL	60,000	60,000	6,423	3,577	10,000	50,000	16.67%
TREASURER	423090	PUBLIC OFF PREM	1,500	1,500	0	1,440	1,440	60	96.00%
TREASURER	423091	PUBLIC OFF DEDUCT	0	0	0	0	0	0	


City of Harrisburg

April YTD Expenditures - Budget To Actual - Line Item Detail

Budget Unit: 01000104

Budget Unit Title	Account Code 	Account Title	Adopted Budget	Amended Budget	Encumbrance	YTD Expense	Enc + YTD Expense	Available Balance	Percent
TREASURER	425000	OFFICE EQUIPMENT	1,500	1,500	0	930	930	570	62.02%
TREASURER	425030	BUILDING MAINT	0	0	0	0	0	0	
TREASURER	425090	MAINT SERV CONTRACT	46,000	51,000	23,251	23,472	46,723	4,277	91.61%
TREASURER	429009	ADMIN/TRUSTEE FEE	0	0	0	0	0	0	
TREASURER	429014	CONTRACTED PERSONNEL SVS.	0	0	0	0	0	0	
TREASURER	429015	TRAVEL	0	0	0	0	0	0	
TREASURER	429016	CONFERENCES	0	0	0	0	0	0	
TREASURER	429017	MEMBERSHIPS	200	200	0	0	0	200	0.00%
TREASURER	429025	DISASTER RECOVERY SYSTEM	10,400	5,400	0	0	0	5,400	0.00%
TREASURER	430002	SOFTWARE	16,073	16,073	10,834	5,239	16,073	0	100.00%
TREASURER	430003	SUBSCRIPTIONS	0	0	0	0	0	0	
TREASURER	430008	DATA PROCESSING	850	850	0	0	0	850	0.00%
TREASURER	430009	OFFICE	500	500	0	97	97	403	19.41%
TREASURER	430042	TOOLS & HARDWARE	50	50	0	0	0	50	0.00%
TREASURER	430099	MISC SUPPLIES AND EXP	0	0	0	0	0	0	
TREASURER	453049	LEASE PURCHASE	41,020	41,020	0	24,200	24,200	16,820	59.00%
01000104			615,311	615,311	40,508	189,267	229,775	385,536	37.34%

Budget Unit: 01000105

Budget Unit Title	Account Code 	Account Title	Adopted Budget	Amended Budget	Encumbrance	YTD Expense	Enc + YTD Expense	Available Balance	Percent
SOLICITOR	414000	SALARIES & WAGES	198,370	198,370	0	39,674	39,674	158,696	20.00%
SOLICITOR	419001	SOCIAL SECURITY	15,176	15,176	0	3,035	3,035	12,141	20.00%
SOLICITOR	420010	ADVERTISING	1,000	1,000	0	0	0	1,000	0.00%
SOLICITOR	420020	PRINTING	0	0	0	0	0	0	
SOLICITOR	420040	TELEPHONE	600	600	0	157	157	443	26.09%
SOLICITOR	420050	POSTAGE	450	450	0	96	96	354	21.35%
SOLICITOR	421010	LEGAL	250,000	250,000	95,000	151,767	246,767	3,233	98.71%
SOLICITOR	421030	CONSULTING	0	0	0	0	0	0	
SOLICITOR	421060	STENOGRAPHER	250	250	0	0	0	250	0.00%
SOLICITOR	421080	FILING FEES	100	100	0	0	0	100	0.00%
SOLICITOR	429001	TUITION/ TRAINING	0	0	0	0	0	0	
SOLICITOR	429009	ADMIN/TRUSTEE FEE	40	40	0	0	0	40	0.00%
SOLICITOR	429015	TRAVEL	0	0	0	0	0	0	
SOLICITOR	429016	CONFERENCES	0	0	0	0	0	0	
SOLICITOR	429017	MEMBERSHIPS	450	450	0	0	0	450	0.00%

City of Harrisburg

April YTD Expenditures - Budget To Actual - Line Item Detail

Budget Unit: 01000105

Budget Unit Title	Account Code▲	Account Title	Adopted Budget	Amended Budget	Encumbrance	YTD Expense	Enc + YTD Expense	Available Balance	Percent
SOLICITOR	430002	SOFTWARE	0	0	0	0	0	0	
SOLICITOR	430003	SUBSCRIPTIONS	30,000	30,000	10,856	6,309	17,165	12,835	57.22%
SOLICITOR	430009	OFFICE	0	0	0	0	0	0	
01000105			496,436	496,436	105,856	201,038	306,894	189,542	61.82%

Budget Unit: 01010110

Budget Unit Title	Account Code▲	Account Title	Adopted Budget	Amended Budget	Encumbrance	YTD Expense	Enc + YTD Expense	Available Balance	Percent
BUSINESS ADMINISTRATOR	414000	SALARIES & WAGES	151,000	151,000	0	15,462	15,462	135,538	10.24%
BUSINESS ADMINISTRATOR	419001	SOCIAL SECURITY	11,744	11,744	0	1,183	1,183	10,561	10.07%
BUSINESS ADMINISTRATOR	420010	ADVERTISING	2,000	2,000	0	500	500	1,500	25.00%
BUSINESS ADMINISTRATOR	420020	PRINTING	0	0	0	0	0	0	
BUSINESS ADMINISTRATOR	420040	TELEPHONE	700	700	0	46	46	654	6.51%
BUSINESS ADMINISTRATOR	420050	POSTAGE	500	500	0	15	15	485	2.94%
BUSINESS ADMINISTRATOR	421010	LEGAL	0	0	0	0	0	0	
BUSINESS ADMINISTRATOR	421030	CONSULTING	0	0	0	0	0	0	
BUSINESS ADMINISTRATOR	421050	OTHER PROFESSIONAL FEES	0	0	0	0	0	0	
BUSINESS ADMINISTRATOR	421070	ARBITRATION	4,000	4,000	0	725	725	3,275	18.12%
BUSINESS ADMINISTRATOR	425090	MAINT SERV CONTRACT	0	0	0	0	0	0	
BUSINESS ADMINISTRATOR	429001	TUITION/TRAINING	900	900	0	496	496	404	55.11%
BUSINESS ADMINISTRATOR	429009	ADMIN/TRUSTEE FEE	0	0	0	0	0	0	
BUSINESS ADMINISTRATOR	429015	TRAVEL	0	0	0	0	0	0	
BUSINESS ADMINISTRATOR	429016	CONFERENCES	0	0	0	0	0	0	
BUSINESS ADMINISTRATOR	429017	MEMBERSHIPS	0	0	0	0	0	0	
BUSINESS ADMINISTRATOR	429090	MISC CONTRACTED SRVCS	0	0	0	0	0	0	
BUSINESS ADMINISTRATOR	430002	SOFTWARE	0	0	0	0	0	0	
BUSINESS ADMINISTRATOR	430003	SUBSCRIPTIONS	0	0	0	0	0	0	

City of Harrisburg

April YTD Expenditures - Budget To Actual - Line Item Detail

Budget Unit: 01010110

Budget Unit Title	Account Code ▲	Account Title	Adopted Budget	Amended Budget	Encumbrance	YTD Expense	Enc + YTD Expense	Available Balance	Percent
BUSINESS ADMINISTRATOR	430008	DATA PROCESSING	0	0	0	0	0	0	
BUSINESS ADMINISTRATOR	430009	OFFICE	1,000	1,000	0	219	219	781	21.95%
BUSINESS ADMINISTRATOR	430099	MISC SUPPLIES AND EXP	0	0	0	0	0	0	
01010110			171,844	171,844	0	18,645	18,645	153,199	10.85%

Budget Unit: 01010112

Budget Unit Title	Account Code ▲	Account Title	Adopted Budget	Amended Budget	Encumbrance	YTD Expense	Enc + YTD Expense	Available Balance	Percent
FINANCE	414000	SALARIES & WAGES	367,555	367,555	0	90,957	90,957	276,598	24.75%
FINANCE	419001	SOCIAL SECURITY	28,119	28,119	0	6,958	6,958	21,161	24.75%
FINANCE	420010	ADVERTISING	700	700	0	150	150	550	21.43%
FINANCE	420020	PRINTING	900	900	0	442	442	458	49.09%
FINANCE	420040	TELEPHONE	0	0	0	0	0	0	
FINANCE	420050	POSTAGE	2,100	2,100	0	615	615	1,485	29.28%
FINANCE	421010	LEGAL	0	0	0	0	0	0	
FINANCE	421020	AUDIT	90,000	89,500	0	0	0	89,500	0.00%
FINANCE	421030	CONSULTING	30,000	30,000	0	0	0	30,000	0.00%
FINANCE	421050	OTHER PROFESSIONAL FEES	0	0	0	0	0	0	
FINANCE	425000	OFFICE EQUIPMENT	0	0	0	0	0	0	
FINANCE	425090	MAINT SERV CONTRACT	20,000	20,430	0	20,407	20,407	23	99.89%
FINANCE	429001	TUITION/TRAINING	0	130	0	130	130	0	100.00%
FINANCE	429009	ADMIN/TRUSTEE FEE	50	50	0	29	29	21	57.40%
FINANCE	429017	MEMBERSHIPS	0	0	0	0	0	0	
FINANCE	429090	MISC CONTRACTED SRVCS	0	0	0	0	0	0	
FINANCE	430002	SOFTWARE	0	0	0	0	0	0	
FINANCE	430003	SUBSCRIPTIONS	100	170	0	170	170	0	100.00%
FINANCE	430009	OFFICE	1,000	870	0	193	193	677	22.14%
FINANCE	430014	WEARING APPAREL	0	0	0	0	0	0	
FINANCE	430099	MISC SUPPLIES AND EXP	0	0	0	0	0	0	
FINANCE	463000	MATCHING SHARE GRANTS	0	0	0	0	0	0	
01010112			540,524	540,524	0	120,050	120,050	420,474	22.21%

Budget Unit: 01010116

City of Harrisburg

April YTD Expenditures - Budget To Actual - Line Item Detail

Budget Unit: 01010116

Budget Unit Title	Account Code ▲	Account Title	Adopted Budget	Amended Budget	Encumbrance	YTD Expense	Enc + YTD Expense	Available Balance	Percent
INFORMATION TECHNOLOGY	414000	SALARIES & WAGES	414,971	414,971	0	119,897	119,897	295,074	28.89%
INFORMATION TECHNOLOGY	419001	SOCIAL SECURITY	31,746	31,746	0	9,172	9,172	22,574	28.89%
INFORMATION TECHNOLOGY	420010	ADVERTISING	0	0	0	0	0	0	
INFORMATION TECHNOLOGY	420020	PRINTING	0	0	0	0	0	0	
INFORMATION TECHNOLOGY	420040	TELEPHONE	1,000	1,000	0	288	288	712	28.76%
INFORMATION TECHNOLOGY	420041	E-MAIL/INTERNET	5,000	5,000	0	2,375	2,375	2,625	47.50%
INFORMATION TECHNOLOGY	420050	POSTAGE	50	50	0	1	1	49	1.76%
INFORMATION TECHNOLOGY	421030	CONSULTING	20,000	20,000	0	0	0	20,000	0.00%
INFORMATION TECHNOLOGY	425030	BUILDING MAINT	1,000	1,000	0	0	0	1,000	0.00%
INFORMATION TECHNOLOGY	425080	SERVICE CONTRACTS	4,000	4,000	0	0	0	4,000	0.00%
INFORMATION TECHNOLOGY	425090	MAINT SERV CONTRACT	70,000	70,000	2,652	38,588	41,240	28,760	58.91%
INFORMATION TECHNOLOGY	425099	OTHER CONT MAINT	4,000	462	0	0	0	462	0.00%
INFORMATION TECHNOLOGY	429001	TUITION/TRAINING	1,000	1,000	0	0	0	1,000	0.00%
INFORMATION TECHNOLOGY	429009	ADMIN/TRUSTEE FEE	0	0	0	0	0	0	
INFORMATION TECHNOLOGY	429015	TRAVEL	0	0	0	0	0	0	
INFORMATION TECHNOLOGY	429017	MEMBERSHIPS	0	0	0	0	0	0	
INFORMATION TECHNOLOGY	429070	STORAGE	0	3,538	0	3,538	3,538	0	100.00%
INFORMATION TECHNOLOGY	429090	MISC CONTRACTED SRVCS	0	0	0	0	0	0	
INFORMATION TECHNOLOGY	430001	EDUCATIONAL	0	0	0	0	0	0	
INFORMATION TECHNOLOGY	430002	SOFTWARE	25,000	25,000	10,341	5,001	15,342	9,658	61.37%
INFORMATION TECHNOLOGY	430003	SUBSCRIPTIONS	0	0	0	0	0	0	
INFORMATION TECHNOLOGY	430008	DATA PROCESSING	15,000	15,000	0	4,504	4,504	10,496	30.03%
INFORMATION TECHNOLOGY	430009	OFFICE	150	150	0	0	0	150	0.00%
INFORMATION TECHNOLOGY	430099	MISC SUPPLIES AND EXP	0	0	0	0	0	0	

City of Harrisburg

April YTD Expenditures - Budget To Actual - Line Item Detail

Budget Unit: 01010116

Budget Unit Title	Account Code ▲	Account Title	Adopted Budget	Amended Budget	Encumbrance	YTD Expense	Enc + YTD Expense	Available Balance	Percent
INFORMATION TECHNOLOGY	439015	OFFICE EQUIPMENT	500	500	0	0	0	500	0.00%
INFORMATION TECHNOLOGY	453000	OPERATIONS EQUIPMENT	0	0	0	0	0	0	
INFORMATION TECHNOLOGY	453049	LEASE PURCHASE	2,188	2,188	0	547	547	1,641	25.00%
INFORMATION TECHNOLOGY	453051	EQUIPMENT-DATA PROCESSING	79,000	79,000	0	0	0	79,000	0.00%
01010116			674,605	674,605	12,994	183,910	196,904	477,701	29.19%

Budget Unit: 01010117

Budget Unit Title	Account Code ▲	Account Title	Adopted Budget	Amended Budget	Encumbrance	YTD Expense	Enc + YTD Expense	Available Balance	Percent
HUMAN RESOURCES	414000	SALARIES & WAGES	302,885	302,885	0	104,407	104,407	198,478	34.47%
HUMAN RESOURCES	419001	SOCIAL SECURITY	23,171	23,171	0	7,987	7,987	15,184	34.47%
HUMAN RESOURCES	420010	ADVERTISING	100	100	0	0	0	100	0.00%
HUMAN RESOURCES	420020	PRINTING	0	0	0	0	0	0	
HUMAN RESOURCES	420050	POSTAGE	1,800	1,800	0	498	498	1,302	27.69%
HUMAN RESOURCES	421010	LEGAL	0	0	0	0	0	0	
HUMAN RESOURCES	421050	OTHER PROFESSIONAL FEES	0	0	0	0	0	0	
HUMAN RESOURCES	421051	NON-CDL DRUG/ALC/MED TEST	1,500	1,500	406	294	700	800	46.67%
HUMAN RESOURCES	421052	CDL DRUG/ALC/MED TESTING	2,500	2,500	1,356	644	2,000	500	80.00%
HUMAN RESOURCES	421053	CREDIT REPORTS	310	310	0	245	245	65	79.14%
HUMAN RESOURCES	421054	CRIMINAL HIST RPTS	1,000	1,000	0	0	0	1,000	0.00%
HUMAN RESOURCES	421055	CHILD ABUSE HIST CLEARANC	0	0	0	0	0	0	
HUMAN RESOURCES	425090	MAINT SERV CONTRACT	0	0	0	0	0	0	
HUMAN RESOURCES	429001	TUITION/TRAINING	500	500	0	0	0	500	0.00%
HUMAN RESOURCES	429009	ADMIN/TRUSTEE FEE	38	38	0	0	0	38	0.00%
HUMAN RESOURCES	429014	CONTRACTED PERSONNEL SVS.	36,326	36,326	22,263	13,064	35,326	1,000	97.25%
HUMAN RESOURCES	429015	TRAVEL	0	0	0	0	0	0	

City of Harrisburg

April YTD Expenditures - Budget To Actual - Line Item Detail

Budget Unit: 01010117

Budget Unit Title	Account Code ▲	Account Title	Adopted Budget	Amended Budget	Encumbrance	YTD Expense	Enc + YTD Expense	Available Balance	Percent
HUMAN RESOURCES	429016	CONFERENCES	0	0	0	0	0	0	
HUMAN RESOURCES	429017	MEMBERSHIPS	380	380	0	200	200	180	52.63%
HUMAN RESOURCES	429090	MISC CONTRACTED SRVCS	0	0	0	0	0	0	
HUMAN RESOURCES	430001	EDUCATIONAL	0	0	0	0	0	0	
HUMAN RESOURCES	430002	SOFTWARE	75	75	0	0	0	75	0.00%
HUMAN RESOURCES	430003	SUBSCRIPTIONS	100	100	0	0	0	100	0.00%
HUMAN RESOURCES	430006	PHOTOGRAPHY	500	500	0	0	0	500	0.00%
HUMAN RESOURCES	430009	OFFICE	200	200	0	0	0	200	0.00%
01010117			371,385	371,385	24,024	127,340	151,364	220,021	40.76%

Budget Unit: 01010124

Budget Unit Title	Account Code ▲	Account Title	Adopted Budget	Amended Budget	Encumbrance	YTD Expense	Enc + YTD Expense	Available Balance	Percent
O & R DIRECTOR	414000	SALARIES & WAGES	405,366	405,366	0	134,255	134,255	271,111	33.12%
O & R DIRECTOR	416000	OVERTIME	0	0	0	0	0	0	
O & R DIRECTOR	419001	SOCIAL SECURITY	31,012	31,012	0	10,270	10,270	20,742	33.12%
O & R DIRECTOR	420010	ADVERTISING	0	0	0	0	0	0	
O & R DIRECTOR	420020	PRINTING	2,500	3,706	0	3,537	3,537	169	95.44%
O & R DIRECTOR	420040	TELEPHONE	1,400	1,400	0	123	123	1,277	8.81%
O & R DIRECTOR	420050	POSTAGE	115,000	114,620	0	45,028	45,028	69,592	39.28%
O & R DIRECTOR	421010	LEGAL	0	0	0	0	0	0	
O & R DIRECTOR	421040	COLLECTION(OPT & LIENS)	5,000	5,000	0	2,568	2,568	2,432	51.35%
O & R DIRECTOR	421080	FILING FEES	1,400	1,400	0	61	61	1,339	4.36%
O & R DIRECTOR	425090	MAINT SERV CONTRACT	85,000	83,794	29,324	39,000	68,324	15,470	81.54%
O & R DIRECTOR	429009	ADMIN/TRUSTEE FEE	75	75	0	29	29	46	38.27%
O & R DIRECTOR	429015	TRAVEL	0	0	0	0	0	0	
O & R	429016	CONFERENCES	0	0	0	0	0	0	

City of Harrisburg

April YTD Expenditures - Budget To Actual - Line Item Detail

Budget Unit: 01010124

Budget Unit Title	Account Code ▲	Account Title	Adopted Budget	Amended Budget	Encumbrance	YTD Expense	Enc + YTD Expense	Available Balance	Percent
DIRECTOR									
O & R DIRECTOR	429017	MEMBERSHIPS	50	50	0	50	50	0	100.00%
O & R DIRECTOR	429018	PERMITS	0	380	0	380	380	0	100.00%
O & R DIRECTOR	429090	MISC CONTRACTED SRVCS	4,500	4,500	0	1,497	1,497	3,003	33.27%
O & R DIRECTOR	430002	SOFTWARE	0	0	0	0	0	0	
O & R DIRECTOR	430003	SUBSCRIPTIONS	0	0	0	0	0	0	
O & R DIRECTOR	430005	DUPLICATING	24,000	24,000	18,566	5,434	24,000	0	100.00%
O & R DIRECTOR	430006	PHOTOGRAPHY	0	0	0	0	0	0	
O & R DIRECTOR	430009	OFFICE	5,000	5,000	1,386	3,114	4,500	500	90.00%
O & R DIRECTOR	430014	WEARING APPAREL	200	200	0	0	0	200	0.00%
O & R DIRECTOR	430099	MISC SUPPLIES AND EXP	0	0	0	0	0	0	
O & R DIRECTOR	453000	OPERATIONS EQUIPMENT	500	500	0	24	24	476	4.79%
O & R DIRECTOR	486000	PYMT OF PRIOR YR EXPEND.	0	0	0	0	0	0	
01010124			681,003	681,003	49,277	245,369	294,646	386,357	43.27%

Budget Unit: 01010188

Budget Unit Title	Account Code ▲	Account Title	Adopted Budget	Amended Budget	Encumbrance	YTD Expense	Enc + YTD Expense	Available Balance	Percent
GENERAL EXPENSES	414000	SALARIES & WAGES	0	0	0	0	0	0	
GENERAL EXPENSES	417000	SICK LEAVE BUY-BACK	16,000	16,000	0	0	0	16,000	0.00%
GENERAL EXPENSES	419001	SOCIAL SECURITY	31,824	31,824	0	3,909	3,909	27,915	12.28%
GENERAL EXPENSES	419002	MEDICAL	5,900,000	5,900,000	0	1,256,961	1,256,961	4,643,039	21.30%
GENERAL EXPENSES	419005	SEVERANCE PAY	400,000	400,000	0	51,103	51,103	348,897	12.78%
GENERAL EXPENSES	419006	MANDATORY MEDICARE	0	0	0	0	0	0	
GENERAL EXPENSES	419007	MEDICARE - PART B	5,000	5,000	0	0	0	5,000	0.00%
GENERAL EXPENSES	419010	UNEMPLOYMENT COMPENSAT	230,296	230,296	1,850	141,554	143,404	86,892	62.27%
GENERAL EXPENSES	419011	WORKERS' COMP-ADJ FEES	50,000	50,000	34,512	12,238	46,750	3,250	93.50%

City of Harrisburg

April YTD Expenditures - Budget To Actual - Line Item Detail

Budget Unit: 01010188

Budget Unit Title	Account Code ▲	Account Title	Adopted Budget	Amended Budget	Encumbrance	YTD Expense	Enc + YTD Expense	Available Balance	Percent
GENERAL EXPENSES	419012	LOSS TIME & MED	300,000	300,000	0	50,558	50,558	249,442	16.85%
GENERAL EXPENSES	419014	STATE FEES & ASSESSMENTS	38,500	38,500	0	27,204	27,204	11,296	70.66%
GENERAL EXPENSES	419015	EXCESS POLICY & BOND	81,616	81,616	0	76,316	76,316	5,300	93.51%
GENERAL EXPENSES	420010	ADVERTISING	0	0	0	0	0	0	
GENERAL EXPENSES	420020	PRINTING	0	0	0	0	0	0	
GENERAL EXPENSES	420040	TELEPHONE	85,000	85,000	0	25,790	25,790	59,210	30.34%
GENERAL EXPENSES	420041	E-MAIL/INTERNET	10,500	4,734	0	0	0	4,734	0.00%
GENERAL EXPENSES	420050	POSTAGE	0	0	0	0	0	0	
GENERAL EXPENSES	421010	LEGAL	50,000	50,000	0	8,077	8,077	41,923	16.15%
GENERAL EXPENSES	421030	CONSULTING	10,000	10,000	0	0	0	10,000	0.00%
GENERAL EXPENSES	421050	OTHER PROFESSIONAL FEES	600	600	0	0	0	600	0.00%
GENERAL EXPENSES	423002	STOP/LOSS PREMIUM	310,000	310,000	0	132,303	132,303	177,697	42.68%
GENERAL EXPENSES	423010	AUTOMOBILE PREM	171,000	171,000	0	96,366	96,366	74,634	56.35%
GENERAL EXPENSES	423011	AUTO DEDUCT	16,000	16,000	0	9,909	9,909	6,091	61.93%
GENERAL EXPENSES	423020	GENERAL LIABILITY PREM	120,000	120,000	0	66,979	66,979	53,021	55.82%
GENERAL EXPENSES	423021	GEN LIAB DEDUCT	50,000	47,606	0	2,046	2,046	45,560	4.30%
GENERAL EXPENSES	423030	BOILER	12,010	12,010	0	623	623	11,387	5.18%
GENERAL EXPENSES	423040	PROPERTY & CRIME PREM	85,781	85,781	0	34,755	34,755	51,026	40.52%
GENERAL EXPENSES	423041	PROPERTY DEDUCT	0	0	0	0	0	0	
GENERAL EXPENSES	423050	INLAND MARINE	11,000	13,394	0	13,394	13,394	0	100.00%
GENERAL EXPENSES	423060	FLOOD PREM	24,000	24,000	0	1,599	1,599	22,401	6.66%
GENERAL EXPENSES	423080	POLICE PROF PREM	0	0	0	0	0	0	
GENERAL EXPENSES	423081	POLICE PROF DEDUCT	0	0	0	0	0	0	
GENERAL EXPENSES	423090	PUBLIC OFF PREM	42,300	42,300	0	25,327	25,327	16,973	59.87%

City of Harrisburg

April YTD Expenditures - Budget To Actual - Line Item Detail

Budget Unit: 01010188

Budget Unit Title	Account Code ▲	Account Title	Adopted Budget	Amended Budget	Encumbrance	YTD Expense	Enc + YTD Expense	Available Balance	Percent
GENERAL EXPENSES	423091	PUBLIC OFF DEDUCT	10,000	10,000	0	0	0	10,000	0.00%
GENERAL EXPENSES	423095	EXCESS LIABILITY	40,000	41,400	0	41,400	41,400	0	100.00%
GENERAL EXPENSES	423097	TERRORISM	2,000	2,000	0	0	0	2,000	0.00%
GENERAL EXPENSES	425090	MAINT SERV CONTRACT	7,500	7,500	83	6,706	6,790	710	90.53%
GENERAL EXPENSES	429009	ADMIN/TRUSTEE FEE	4,700	4,700	0	4,334	4,334	366	92.21%
GENERAL EXPENSES	429015	TRAVEL	0	0	0	0	0	0	
GENERAL EXPENSES	429016	CONFERENCES	0	0	0	0	0	0	
GENERAL EXPENSES	429017	MEMBERSHIPS	19,580	19,580	0	4,953	4,953	14,627	25.30%
GENERAL EXPENSES	429025	DISASTER RECOVERY SYSTEM	0	0	0	0	0	0	
GENERAL EXPENSES	429090	MISC CONTRACTED SRVCS	0	0	0	0	0	0	
GENERAL EXPENSES	429095	BANK SERV CHARGES	10,000	10,000	0	7,510	7,510	2,490	75.10%
GENERAL EXPENSES	429097	DCTCC FEE	0	0	0	0	0	0	
GENERAL EXPENSES	430003	SUBSCRIPTIONS	0	0	0	0	0	0	
GENERAL EXPENSES	430006	PHOTOGRAPHY	0	0	0	0	0	0	
GENERAL EXPENSES	430099	MISC SUPPLIES AND EXP	0	0	0	0	0	0	
GENERAL EXPENSES	453049	LEASE PURCHASE	0	0	0	0	0	0	
GENERAL EXPENSES	462000	GRANTS TO LOCAL UNITS	0	0	0	0	0	0	
GENERAL EXPENSES	462001	GRANTS TO DAU CO LIBRARY	0	0	0	0	0	0	
GENERAL EXPENSES	462002	GRANTS TO CAT	272,510	272,510	0	68,128	68,128	204,382	25.00%
GENERAL EXPENSES	462012	DOWNTOWN IMPROVMENT DISTR	0	0	0	0	0	0	
GENERAL EXPENSES	462013	HBG REGIONAL CHAMBER	0	0	0	0	0	0	
GENERAL EXPENSES	481055	LIABILITY INSURANCE CLAIM	0	0	0	0	0	0	
GENERAL EXPENSES	485000	REFUND PRIOR YEAR REVENUE	0	0	0	0	0	0	
GENERAL EXPENSES	485002	FINES AND SETTLEMENTS	110,000	110,000	0	10,311	10,311	99,689	9.37%

City of Harrisburg

April YTD Expenditures - Budget To Actual - Line Item Detail

Budget Unit: 01010188

Budget Unit Title	Account Code ▲	Account Title	Adopted Budget	Amended Budget	Encumbrance	YTD Expense	Enc + YTD Expense	Available Balance	Percent
GENERAL EXPENSES	486000	PYMT OF PRIOR YR EXPEND.	0	4,366	0	4,366	4,366	0	100.00%
GENERAL EXPENSES	488002	WORKERS' COMP FUND REPYMT	0	0	0	0	0	0	
01010188			8,527,717	8,527,717	36,445	2,184,718	2,221,163	6,306,553	26.05%

Budget Unit: 01010189

Budget Unit Title	Account Code ▲	Account Title	Adopted Budget	Amended Budget	Encumbrance	YTD Expense	Enc + YTD Expense	Available Balance	Percent
TRANSFERS	481006	CAPITOL PROJECTS FUND	0	0	0	0	0	0	
TRANSFERS	481007	DEBT SERVICE FUND TRANS	11,485,014	11,485,014	0	1,006,958	1,006,958	10,478,056	8.77%
01010189			11,485,014	11,485,014	0	1,006,958	1,006,958	10,478,056	8.77%

Budget Unit: 01030134

Budget Unit Title	Account Code ▲	Account Title	Adopted Budget	Amended Budget	Encumbrance	YTD Expense	Enc + YTD Expense	Available Balance	Percent
DBHD DIRECTOR	414000	SALARIES & WAGES	78,000	78,000	0	27,000	27,000	51,000	34.62%
DBHD DIRECTOR	419001	SOCIAL SECURITY	5,967	5,967	0	2,066	2,066	3,902	34.62%
DBHD DIRECTOR	420010	ADVERTISING	0	0	0	0	0	0	
DBHD DIRECTOR	420050	POSTAGE	0	0	0	0	0	0	
DBHD DIRECTOR	429009	ADMIN/TRUSTEE FEE	0	0	0	0	0	0	
DBHD DIRECTOR	429015	TRAVEL	0	0	0	0	0	0	
DBHD DIRECTOR	429016	CONFERENCES	0	0	0	0	0	0	
DBHD DIRECTOR	429017	MEMBERSHIPS	0	0	0	0	0	0	
DBHD DIRECTOR	430009	OFFICE	0	0	0	0	0	0	
01030134			83,967	83,967	0	29,066	29,066	54,902	34.62%


Budget Unit: 01030135

Budget Unit Title	Account Code ▲	Account Title	Adopted Budget	Amended Budget	Encumbrance	YTD Expense	Enc + YTD Expense	Available Balance	Percent
PLANNING	414000	SALARIES & WAGES	63,710	63,710	0	7,158	7,158	56,552	11.24%
PLANNING	419001	SOCIAL SECURITY	4,873	4,873	0	548	548	4,325	11.24%
PLANNING	420010	ADVERTISING	6,000	6,000	0	0	0	6,000	0.00%
PLANNING	420020	PRINTING	100	100	0	0	0	100	0.00%
PLANNING	420030	PHOTOGRAPHY	0	0	0	0	0	0	
PLANNING	420050	POSTAGE	250	250	0	30	30	220	11.93%
PLANNING	421020	AUDIT	0	0	0	0	0	0	
PLANNING	421030	CONSULTING	0	0	0	0	0	0	
PLANNING	421050	OTHER PROFESSIONAL FEES	20,000	20,000	0	0	0	20,000	0.00%


City of Harrisburg

April YTD Expenditures - Budget To Actual - Line Item Detail

Budget Unit: 01030135

Budget Unit Title	Account Code 	Account Title	Adopted Budget	Amended Budget	Encumbrance	YTD Expense	Enc + YTD Expense	Available Balance	Percent
PLANNING	421060	STENOGRAPHER	2,100	2,100	1,018	0	1,018	1,082	48.45%
PLANNING	425090	MAINT SERV CONTRACT	0	0	0	0	0	0	
PLANNING	429009	ADMIN/TRUSTEE FEE	0	0	0	0	0	0	
PLANNING	429015	TRAVEL	0	0	0	0	0	0	
PLANNING	429016	CONFERENCES	0	0	0	0	0	0	
PLANNING	429017	MEMBERSHIPS	0	0	0	0	0	0	
PLANNING	430001	EDUCATIONAL	0	0	0	0	0	0	
PLANNING	430002	SOFTWARE	0	0	0	0	0	0	
PLANNING	430003	SUBSCRIPTIONS	75	75	0	0	0	75	0.00%
PLANNING	430004	AUDIO-VISUAL	0	0	0	0	0	0	
PLANNING	430006	PHOTOGRAPHY	0	0	0	0	0	0	
PLANNING	430008	DATA PROCESSING	0	0	0	0	0	0	
PLANNING	430009	OFFICE	300	300	0	0	0	300	0.00%
PLANNING	430030	SNOW CONTROL	0	0	0	0	0	0	
PLANNING	439015	OFFICE EQUIPMENT	0	0	0	0	0	0	
PLANNING	439030	VEHICULAR EQUIPMENT	0	0	0	0	0	0	
01030135			97,408	97,408	1,018	7,736	8,753	88,655	8.99%

Budget Unit: 01030137

Budget Unit Title	Account Code 	Account Title	Adopted Budget	Amended Budget	Encumbrance	YTD Expense	Enc + YTD Expense	Available Balance	Percent
CODES	414000	SALARIES & WAGES	505,512	505,512	0	161,421	161,421	344,091	31.93%
CODES	416000	OVERTIME	0	0	0	0	0	0	
CODES	419001	SOCIAL SECURITY	38,671	38,671	0	12,348	12,348	26,323	31.93%
CODES	420010	ADVERTISING	1,000	751	0	0	0	751	0.00%
CODES	420020	PRINTING	250	499	0	432	432	67	86.53%
CODES	420040	TELEPHONE	600	600	0	0	0	600	0.00%
CODES	420050	POSTAGE	7,000	7,000	0	3,162	3,162	3,838	45.18%
CODES	421010	LEGAL	5,400	5,400	0	-4,709	-4,709	10,109	-87.20%
CODES	421015	MEDICAL LAB SERV	0	0	0	0	0	0	
CODES	421060	STENOGRAPHER	0	0	0	0	0	0	
CODES	425090	MAINT SERV CONTRACT	0	0	0	0	0	0	
CODES	429001	TUITION/TRAINING	2,500	2,500	1,775	405	2,180	320	87.20%
CODES	429009	ADMIN/TRUSTEE FEE	50	50	0	10	10	40	19.50%
CODES	429015	TRAVEL	0	0	0	0	0	0	
CODES	429017	MEMBERSHIPS	0	0	0	0	0	0	
CODES	429018	PERMITS	0	0	0	0	0	0	

City of Harrisburg

April YTD Expenditures - Budget To Actual - Line Item Detail

Budget Unit: 01030137

Budget Unit Title	Account Code ▲	Account Title	Adopted Budget	Amended Budget	Encumbrance	YTD Expense	Enc + YTD Expense	Available Balance	Percent
CODES	430001	EDUCATIONAL	0	0	0	0	0	0	
CODES	430002	SOFTWARE	0	0	0	0	0	0	
CODES	430003	SUBSCRIPTIONS	60	60	0	0	0	60	0.00%
CODES	430006	PHOTOGRAPHY	0	0	0	0	0	0	
CODES	430009	OFFICE	0	0	0	0	0	0	
CODES	430033	STREET SIGN	0	0	0	0	0	0	
CODES	430035	VECTOR CONTROL	0	0	0	0	0	0	
CODES	430042	TOOLS & HARDWARE	250	250	0	0	0	250	0.00%
CODES	430099	MISC SUPPLIES AND EXP	0	0	0	0	0	0	
CODES	439015	OFFICE EQUIPMENT	0	0	0	0	0	0	

01030137 **561,293 561,293 1,775 173,070 174,845 386,448 31.15%**

Budget Unit: 01030139

Budget Unit Title	Account Code ▲	Account Title	Adopted Budget	Amended Budget	Encumbrance	YTD Expense	Enc + YTD Expense	Available Balance	Percent
ECONOMIC DEVELOPMENT	414000	SALARIES & WAGES	31,200	31,200	0	13,077	13,077	18,123	41.91%
ECONOMIC DEVELOPMENT	419001	SOCIAL SECURITY	2,387	2,387	0	1,000	1,000	1,387	41.91%
ECONOMIC DEVELOPMENT	420010	ADVERTISING	0	0	0	0	0	0	
ECONOMIC DEVELOPMENT	420020	PRINTING	0	0	0	0	0	0	
ECONOMIC DEVELOPMENT	420040	TELEPHONE	0	0	0	0	0	0	
ECONOMIC DEVELOPMENT	420050	POSTAGE	0	0	0	0	0	0	
ECONOMIC DEVELOPMENT	421010	LEGAL	0	0	0	0	0	0	
ECONOMIC DEVELOPMENT	421020	AUDIT	0	0	0	0	0	0	
ECONOMIC DEVELOPMENT	421030	CONSULTING	0	0	0	0	0	0	
ECONOMIC DEVELOPMENT	421050	OTHER PROFESSIONAL FEES	0	0	0	0	0	0	
ECONOMIC DEVELOPMENT	421080	FILING FEES	0	0	0	0	0	0	
ECONOMIC DEVELOPMENT	424040	REAL ESTATE	0	0	0	0	0	0	
ECONOMIC DEVELOPMENT	424050	OFFICE EQUIPMENT	0	0	0	0	0	0	
ECONOMIC DEVELOPMENT	429001	TUITION/TRAINING	0	0	0	0	0	0	

City of Harrisburg

April YTD Expenditures - Budget To Actual - Line Item Detail

Budget Unit: 01030139

Budget Unit Title	Account Code ▲	Account Title	Adopted Budget	Amended Budget	Encumbrance	YTD Expense	Enc + YTD Expense	Available Balance	Percent
ECONOMIC DEVELOPMENT	429009	ADMIN/TRUSTEE FEE	0	0	0	0	0	0	
ECONOMIC DEVELOPMENT	429015	TRAVEL	0	0	0	0	0	0	
ECONOMIC DEVELOPMENT	429016	CONFERENCES	0	0	0	0	0	0	
ECONOMIC DEVELOPMENT	429017	MEMBERSHIPS	0	0	0	0	0	0	
ECONOMIC DEVELOPMENT	429090	MISC CONTRACTED SRVCS	0	0	0	0	0	0	
ECONOMIC DEVELOPMENT	429092	MISC CONTRACTED SRVCS M-M	0	0	0	0	0	0	
ECONOMIC DEVELOPMENT	429095	BANK SERV CHARGES	0	0	0	0	0	0	
ECONOMIC DEVELOPMENT	430002	SOFTWARE	0	0	0	0	0	0	
ECONOMIC DEVELOPMENT	430003	SUBSCRIPTIONS	0	0	0	0	0	0	
ECONOMIC DEVELOPMENT	430004	AUDIO-VISUAL	0	0	0	0	0	0	
ECONOMIC DEVELOPMENT	430006	PHOTOGRAPHY	0	0	0	0	0	0	
ECONOMIC DEVELOPMENT	430008	DATA PROCESSING	0	0	0	0	0	0	
ECONOMIC DEVELOPMENT	430009	OFFICE	0	0	0	0	0	0	
ECONOMIC DEVELOPMENT	430036	BLDG CONSTRUCTION	0	0	0	0	0	0	
ECONOMIC DEVELOPMENT	430042	TOOLS & HARDWARE	0	0	0	0	0	0	
ECONOMIC DEVELOPMENT	430099	MISC SUPPLIES AND EXP	0	0	0	0	0	0	
ECONOMIC DEVELOPMENT	439015	OFFICE EQUIPMENT	0	0	0	0	0	0	
ECONOMIC DEVELOPMENT	453000	OPERATIONS EQUIPMENT	0	0	0	0	0	0	
ECONOMIC DEVELOPMENT	453049	LEASE PURCHASE	594	594	0	148	148	445	25.00%
01030139			34,181	34,181	0	14,226	14,226	19,955	41.62%

Budget Unit: 01040142

Budget Unit Title	Account Code ▲	Account Title	Adopted Budget	Amended Budget	Encumbrance	YTD Expense	Enc + YTD Expense	Available Balance	Percent
POLICE CHIEF	414000	SALARIES & WAGES	11,892,695	11,892,695	0	3,907,854	3,907,854	7,984,841	32.86%
POLICE CHIEF	414900	SALARIES/WAGES-EXTRA DUTY	350,000	350,000	0	160,042	160,042	189,958	45.73%
POLICE CHIEF	416000	OVERTIME	250,000	250,000	0	148,300	148,300	101,700	59.32%

City of Harrisburg

April YTD Expenditures - Budget To Actual - Line Item Detail

Budget Unit: 01040142

Budget Unit Title	Account Code ▲	Account Title	Adopted Budget	Amended Budget	Encumbrance	YTD Expense	Enc + YTD Expense	Available Balance	Percent
POLICE CHIEF	417000	SICK LEAVE BUY-BACK	2,000	2,000	0	0	0	2,000	0.00%
POLICE CHIEF	419001	SOCIAL SECURITY	300,099	300,099	0	77,280	77,280	222,819	25.75%
POLICE CHIEF	419005	SEVERANCE PAY	300,000	300,000	0	4,162	4,162	295,838	1.39%
POLICE CHIEF	419006	MANDATORY MEDICARE	0	0	0	0	0	0	
POLICE CHIEF	419007	MEDICARE - PART B	2,000	2,000	0	1,938	1,938	62	96.90%
POLICE CHIEF	419012	LOSS TIME & MED	511,282	511,282	0	147,422	147,422	363,860	28.83%
POLICE CHIEF	419020	POLICE PENSION PLAN A	1,517,751	1,517,751	0	0	0	1,517,751	0.00%
POLICE CHIEF	419028	CLOTHING ALLOWANCE	97,500	97,500	73,416	21,365	94,782	2,718	97.21%
POLICE CHIEF	419029	CLOTHING MAINT ALLOWANCE	50,700	50,700	0	47,775	47,775	2,925	94.23%
POLICE CHIEF	419049	COLLEGE CREDITS	9,000	9,000	0	8,500	8,500	500	94.44%
POLICE CHIEF	419900	MEDICARE - EXTRA DUTY	0	0	0	0	0	0	
POLICE CHIEF	420010	ADVERTISING	400	400	0	0	0	400	0.00%
POLICE CHIEF	420020	PRINTING	8,000	8,000	0	6,712	6,712	1,288	83.90%
POLICE CHIEF	420030	PHOTOGRAPHY	0	0	0	0	0	0	
POLICE CHIEF	420040	TELEPHONE	60,000	60,000	0	14,783	14,783	45,217	24.64%
POLICE CHIEF	420050	POSTAGE	10,000	10,000	0	3,978	3,978	6,022	39.78%
POLICE CHIEF	421030	CONSULTING	1,000	1,000	0	354	354	646	35.37%
POLICE CHIEF	421040	COLLECTION(OPT & LIENS)	0	0	0	0	0	0	
POLICE CHIEF	421050	OTHER PROFESSIONAL FEES	20,000	17,000	0	395	395	16,605	2.32%
POLICE CHIEF	421060	STENOGRAPHER	350	350	0	0	0	350	0.00%
POLICE CHIEF	421070	ARBITRATION	14,000	14,000	0	0	0	14,000	0.00%
POLICE CHIEF	421080	FILING FEES	0	0	0	0	0	0	
POLICE CHIEF	422000	SEWERAGE	0	0	0	0	0	0	
POLICE CHIEF	422010	WATER	0	0	0	0	0	0	
POLICE CHIEF	422020	ELECTRICITY	13,000	13,000	0	7,434	7,434	5,566	57.18%
POLICE CHIEF	422030	HEAT	0	0	0	0	0	0	
POLICE CHIEF	422080	SEWERAGE MAINT CHARGES	0	0	0	0	0	0	
POLICE CHIEF	423011	AUTO DEDUCT	25,000	25,000	0	0	0	25,000	0.00%
POLICE CHIEF	423020	GENERAL LIABILITY PREM	0	0	0	0	0	0	
POLICE CHIEF	423021	GEN LIAB DEDUCT	0	0	0	0	0	0	
POLICE CHIEF	423080	POLICE PROF PREM	275,000	275,000	0	158,844	158,844	116,156	57.76%
POLICE CHIEF	423081	POLICE PROF	30,000	30,000	0	20,460	20,460	9,540	68.20%

City of Harrisburg

April YTD Expenditures - Budget To Actual - Line Item Detail

Budget Unit: 01040142

Budget Unit Title	Account Code▲	Account Title	Adopted Budget	Amended Budget	Encumbrance	YTD Expense	Enc + YTD Expense	Available Balance	Percent
		DEDUCT							
POLICE CHIEF	424060	OTHER RENTALS	500	500	0	0	0	500	0.00%
POLICE CHIEF	425000	OFFICE EQUIPMENT	0	0	0	0	0	0	
POLICE CHIEF	425010	VEHICULAR EQUIPMENT	1,000	1,000	0	448	448	552	44.80%
POLICE CHIEF	425090	MAINT SERV CONTRACT	24,000	24,000	4,136	15,564	19,701	4,299	82.09%
POLICE CHIEF	425099	OTHER CONT MAINT	3,000	3,000	0	0	0	3,000	0.00%
POLICE CHIEF	429001	TUITION/TRAINING	13,000	13,000	6,258	3,192	9,449	3,551	72.68%
POLICE CHIEF	429005	NUISANCE	0	0	0	0	0	0	
POLICE CHIEF	429008	POLICE & FIRE MEAL ALLOW.	100	100	0	0	0	100	0.00%
POLICE CHIEF	429009	ADMIN/TRUSTEE FEE	250	250	0	125	125	125	50.04%
POLICE CHIEF	429010	PRISONER CARE	100	100	0	0	0	100	0.00%
POLICE CHIEF	429014	CONTRACTED PERSONNEL SVS.	0	0	0	0	0	0	
POLICE CHIEF	429015	TRAVEL	0	0	0	0	0	0	
POLICE CHIEF	429016	CONFERENCES	0	0	0	0	0	0	
POLICE CHIEF	429017	MEMBERSHIPS	0	0	0	0	0	0	
POLICE CHIEF	429060	TOWING	0	3,000	1,700	1,300	3,000	0	100.00%
POLICE CHIEF	429090	MISC CONTRACTED SRVCS	70,000	70,000	11,994	43,966	55,960	14,040	79.94%
POLICE CHIEF	430001	EDUCATIONAL	0	0	0	0	0	0	
POLICE CHIEF	430002	SOFTWARE	2,000	2,000	0	0	0	2,000	0.00%
POLICE CHIEF	430003	SUBSCRIPTIONS	0	0	0	0	0	0	
POLICE CHIEF	430004	AUDIO-VISUAL	0	0	0	0	0	0	
POLICE CHIEF	430005	DUPLICATING	0	0	0	0	0	0	
POLICE CHIEF	430006	PHOTOGRAPHY	0	0	0	0	0	0	
POLICE CHIEF	430008	DATA PROCESSING	0	0	0	0	0	0	
POLICE CHIEF	430009	OFFICE	1,000	1,000	0	12	12	988	1.20%
POLICE CHIEF	430011	CUSTODIAL	0	0	0	0	0	0	
POLICE CHIEF	430012	PERSONAL SAFETY	35,000	35,000	13,942	19,330	33,272	1,728	95.06%
POLICE CHIEF	430014	WEARING APPAREL	1,600	1,600	0	0	0	1,600	0.00%
POLICE CHIEF	430016	MEDICAL/LAB	2,500	2,500	0	260	260	2,240	10.40%
POLICE CHIEF	430034	TRAFFIC CONTROL	0	0	0	0	0	0	
POLICE CHIEF	430036	BLDG CONSTRUCTION	0	0	0	0	0	0	
POLICE CHIEF	430037	CHEMICALS	500	500	0	0	0	500	0.00%
POLICE CHIEF	430052	VEHICLE PARTS & SUPPLIES	0	0	0	0	0	0	

City of Harrisburg

April YTD Expenditures - Budget To Actual - Line Item Detail

Budget Unit: 01040142

Budget Unit Title	Account Code ▲	Account Title	Adopted Budget	Amended Budget	Encumbrance	YTD Expense	Enc + YTD Expense	Available Balance	Percent
POLICE CHIEF	430099	MISC SUPPLIES AND EXP	2,000	1,700	0	593	593	1,107	34.90%
POLICE CHIEF	439015	OFFICE EQUIPMENT	0	0	0	0	0	0	
POLICE CHIEF	453015	OFFICE EQUIPMENT	0	0	0	0	0	0	
POLICE CHIEF	463000	MATCHING SHARE GRANTS	0	0	0	0	0	0	
POLICE CHIEF	485000	REFUND PRIOR YEAR REVENUE	0	300	0	300	300	0	100.00%
POLICE CHIEF	486000	PYMT OF PRIOR YR EXPEND.	0	0	0	0	0	0	
POLICE CHIEF	490000	AUDIT EXCEPTIONS	0	0	0	0	0	0	

01040142 **15,896,327 15,896,327 111,446 4,822,689 4,934,135 10,962,192 31.04%**

Budget Unit: 01040146

Budget Unit Title	Account Code ▲	Account Title	Adopted Budget	Amended Budget	Encumbrance	YTD Expense	Enc + YTD Expense	Available Balance	Percent
CRIMINAL INVESTIGATION	416000	OVERTIME	0	0	0	0	0	0	

01040146 **0 0 0 0 0 0**

Budget Unit: 01040151

Budget Unit Title	Account Code ▲	Account Title	Adopted Budget	Amended Budget	Encumbrance	YTD Expense	Enc + YTD Expense	Available Balance	Percent
FIRE	414000	SALARIES & WAGES	5,375,011	5,375,011	0	1,485,019	1,485,019	3,889,992	27.63%
FIRE	416000	OVERTIME	1,350,000	1,350,000	0	868,701	868,701	481,299	64.35%
FIRE	417000	SICK LEAVE BUY-BACK	125,000	125,000	0	114,937	114,937	10,063	91.95%
FIRE	419001	SOCIAL SECURITY	85,844	85,844	0	32,146	32,146	53,698	37.45%
FIRE	419003	GROUP LIFE	0	0	0	0	0	0	
FIRE	419005	SEVERANCE PAY	450,000	450,000	0	303,583	303,583	146,417	67.46%
FIRE	419006	MANDATORY MEDICARE	0	0	0	0	0	0	
FIRE	419007	MEDICARE - PART B	45,000	52,000	0	51,394	51,394	606	98.83%
FIRE	419012	LOSS TIME & MED	175,000	175,000	0	81,816	81,816	93,184	46.75%
FIRE	419027	HEARING AID -FIRE	0	113	0	113	113	0	100.00%
FIRE	419028	CLOTHING ALLOWANCE	55,000	55,000	39,882	15,118	55,000	0	100.00%
FIRE	419029	CLOTHING MAINT ALLOWANCE	6,000	6,000	4,501	1,499	6,000	0	100.00%
FIRE	419049	COLLEGE CREDITS	5,000	5,000	0	0	0	5,000	0.00%
FIRE	420010	ADVERTISING	0	0	0	0	0	0	
FIRE	420020	PRINTING	0	0	0	0	0	0	

City of Harrisburg

April YTD Expenditures - Budget To Actual - Line Item Detail

Budget Unit: 01040151

Budget Unit Title	Account Code ▲	Account Title	Adopted Budget	Amended Budget	Encumbrance	YTD Expense	Enc + YTD Expense	Available Balance	Percent
FIRE	420040	TELEPHONE	4,000	4,000	0	1,602	1,602	2,398	40.05%
FIRE	420041	E-MAIL/INTERNET	4,700	4,700	0	1,998	1,998	2,702	42.51%
FIRE	420050	POSTAGE	800	800	0	280	280	520	34.97%
FIRE	421010	LEGAL	0	0	0	0	0	0	
FIRE	421016	MEDICAL/ PSYCHOLOGICAL EXA	0	0	0	0	0	0	
FIRE	421050	OTHER PROFESSIONAL FEES	1,500	1,500	0	245	245	1,255	16.33%
FIRE	421070	ARBITRATION	2,000	2,000	0	1,829	1,829	171	91.44%
FIRE	422000	SEWERAGE	1,200	1,200	0	456	456	744	38.00%
FIRE	422010	WATER	4,100	4,100	0	1,751	1,751	2,349	42.72%
FIRE	422020	ELECTRICITY	30,000	30,000	0	20,228	20,228	9,772	67.43%
FIRE	422030	HEAT	30,000	30,000	0	5,587	5,587	24,413	18.62%
FIRE	422080	SEWERAGE MAINT CHARGES	300	300	0	68	68	232	22.80%
FIRE	422091	DISPOSAL	0	0	0	0	0	0	
FIRE	422095	UTILITIES & SERVICES	0	0	0	0	0	0	
FIRE	425000	OFFICE EQUIPMENT	0	0	0	0	0	0	
FIRE	425010	VEHICULAR EQUIPMENT	2,250	2,250	0	0	0	2,250	0.00%
FIRE	425030	BUILDING MAINT	10,000	3,000	0	1,874	1,874	1,126	62.48%
FIRE	425050	COMMUNICATIONS EQUIPMENT	1,000	1,000	0	185	185	815	18.50%
FIRE	425060	OPERATIONS EQUIPMENT	0	0	0	0	0	0	
FIRE	425090	MAINT SERV CONTRACT	4,000	4,000	0	647	647	3,353	16.18%
FIRE	425099	OTHER CONT MAINT	0	0	0	0	0	0	
FIRE	429001	TUITION/TRAINING	7,500	7,500	0	0	0	7,500	0.00%
FIRE	429004	OFFICER I CERT. (FIRE)	4,000	4,000	0	0	0	4,000	0.00%
FIRE	429005	NUISANCE	0	0	0	0	0	0	
FIRE	429009	ADMIN/TRUSTEE FEE	200	200	0	38	38	162	19.22%
FIRE	429014	CONTRACTED PERSONNEL SVS.	0	0	0	0	0	0	
FIRE	429015	TRAVEL	0	0	0	0	0	0	
FIRE	429016	CONFERENCES	0	0	0	0	0	0	
FIRE	429017	MEMBERSHIPS	0	0	0	0	0	0	
FIRE	429029	FIRE ACCREDITATION	0	0	0	0	0	0	
FIRE	429090	MISC CONTRACTED SRVCS	0	0	0	0	0	0	
FIRE	430001	EDUCATIONAL	375	375	0	366	366	9	97.59%

City of Harrisburg

April YTD Expenditures - Budget To Actual - Line Item Detail

Budget Unit: 01040151

Budget Unit Title	Account Code ▲	Account Title	Adopted Budget	Amended Budget	Encumbrance	YTD Expense	Enc + YTD Expense	Available Balance	Percent
FIRE	430002	SOFTWARE	0	0	0	0	0	0	
FIRE	430003	SUBSCRIPTIONS	0	0	0	0	0	0	
FIRE	430004	AUDIO-VISUAL	0	0	0	0	0	0	
FIRE	430005	DUPLICATING	0	0	0	0	0	0	
FIRE	430006	PHOTOGRAPHY	0	0	0	0	0	0	
FIRE	430008	DATA PROCESSING	125	125	0	0	0	125	0.00%
FIRE	430009	OFFICE	0	0	0	0	0	0	
FIRE	430011	CUSTODIAL	7,000	7,000	6,237	763	7,000	0	100.00%
FIRE	430012	PERSONAL SAFETY	1,000	1,000	0	0	0	1,000	0.00%
FIRE	430013	FIREFIGHTING	6,300	6,300	0	0	0	6,300	0.00%
FIRE	430014	WEARING APPAREL	0	0	0	0	0	0	
FIRE	430016	MEDICAL/LAB	250	137	0	0	0	137	0.00%
FIRE	430042	TOOLS & HARDWARE	1,300	1,300	0	51	51	1,249	3.96%
FIRE	430050	MOTOR FUELS/LUBRICANTS	0	0	0	0	0	0	
FIRE	430051	TIRES & BATTERIES	0	0	0	0	0	0	
FIRE	430052	VEHICLE PARTS & SUPPLIES	2,250	2,250	2,143	107	2,250	0	100.00%
FIRE	430053	VEHICLE REPAIR TOOLS	0	0	0	0	0	0	
FIRE	430099	MISC SUPPLIES AND EXP	400	400	0	0	0	400	0.00%
FIRE	439020	BUILDINGS & STRUCTURES	0	0	0	0	0	0	
FIRE	453000	OPERATIONS EQUIPMENT	0	0	0	0	0	0	
FIRE	453032	AUTOMOTIVE	0	0	0	0	0	0	
FIRE	453049	LEASE PURCHASE	0	0	0	0	0	0	
01040151			7,798,405	7,798,405	52,764	2,992,401	3,045,165	4,753,240	39.05%

Budget Unit: 01060160

Budget Unit Title	Account Code ▲	Account Title	Adopted Budget	Amended Budget	Encumbrance	YTD Expense	Enc + YTD Expense	Available Balance	Percent
PUBLIC WORKS DIRECTOR	414000	SALARIES & WAGES	440,142	440,142	0	151,186	151,186	288,956	34.35%
PUBLIC WORKS DIRECTOR	416000	OVERTIME	2,000	2,000	0	122	122	1,878	6.08%
PUBLIC WORKS DIRECTOR	419001	SOCIAL SECURITY	33,827	33,827	0	11,575	11,575	22,252	34.22%
PUBLIC WORKS DIRECTOR	420010	ADVERTISING	2,000	2,000	0	363	363	1,637	18.14%
PUBLIC WORKS DIRECTOR	420040	TELEPHONE	2,000	2,000	0	738	738	1,262	36.92%
PUBLIC WORKS	420050	POSTAGE	100	100	0	49	49	51	48.67%

City of Harrisburg

April YTD Expenditures - Budget To Actual - Line Item Detail

Budget Unit: 01060160

Budget Unit Title	Account Code ▲	Account Title	Adopted Budget	Amended Budget	Encumbrance	YTD Expense	Enc + YTD Expense	Available Balance	Percent
DIRECTOR									
PUBLIC WORKS DIRECTOR	421050	OTHER PROFESSIONAL FEES	0	0	0	0	0	0	
PUBLIC WORKS DIRECTOR	421080	FILING FEES	180	180	0	0	0	180	0.00%
PUBLIC WORKS DIRECTOR	422000	SEWERAGE	3,600	3,600	0	965	965	2,635	26.81%
PUBLIC WORKS DIRECTOR	422010	WATER	15,000	15,000	0	6,676	6,676	8,324	44.51%
PUBLIC WORKS DIRECTOR	422020	ELECTRICITY	251,100	251,100	0	140,047	140,047	111,053	55.77%
PUBLIC WORKS DIRECTOR	422030	HEAT	170,000	170,000	0	54,935	54,935	115,065	32.31%
PUBLIC WORKS DIRECTOR	422070	POWER-TRAFFIC LIGHTS	0	0	0	0	0	0	
PUBLIC WORKS DIRECTOR	422080	SEWERAGE MAINT CHARGES	600	600	0	132	132	468	21.93%
PUBLIC WORKS DIRECTOR	422090	REFUSE	0	0	0	0	0	0	
PUBLIC WORKS DIRECTOR	424100	RENTALS	5,000	25,000	24,630	0	24,630	370	98.52%
PUBLIC WORKS DIRECTOR	425021	STREET LIGHTS	0	0	0	-5,840	-5,840	5,840	
PUBLIC WORKS DIRECTOR	425030	BUILDING MAINT	1,850	1,850	0	1,570	1,570	280	84.88%
PUBLIC WORKS DIRECTOR	425090	MAINT SERV CONTRACT	106,977	100,617	17,509	1,779	19,288	81,329	19.17%
PUBLIC WORKS DIRECTOR	425099	OTHER CONT MAINT	0	635	0	635	635	0	100.00%
PUBLIC WORKS DIRECTOR	429001	TUITION/TRAINING	0	0	0	0	0	0	
PUBLIC WORKS DIRECTOR	429005	NUISANCE	0	0	0	0	0	0	
PUBLIC WORKS DIRECTOR	429015	TRAVEL	0	0	0	0	0	0	
PUBLIC WORKS DIRECTOR	429016	CONFERENCES	0	0	0	0	0	0	
PUBLIC WORKS DIRECTOR	429017	MEMBERSHIPS	50	35	0	0	0	35	0.00%
PUBLIC WORKS DIRECTOR	429018	PERMITS	0	50	0	0	0	50	0.00%
PUBLIC WORKS DIRECTOR	430002	SOFTWARE	0	0	0	0	0	0	
PUBLIC WORKS DIRECTOR	430009	OFFICE	500	450	0	0	0	450	0.00%
PUBLIC WORKS DIRECTOR	430011	CUSTODIAL	10,000	15,725	11,290	4,435	15,725	0	100.00%

City of Harrisburg

April YTD Expenditures - Budget To Actual - Line Item Detail

Budget Unit: 01060160

Budget Unit Title	Account Code ▲	Account Title	Adopted Budget	Amended Budget	Encumbrance	YTD Expense	Enc + YTD Expense	Available Balance	Percent
PUBLIC WORKS DIRECTOR	430013	FIREFIGHTING	0	0	0	0	0	0	
PUBLIC WORKS DIRECTOR	430014	WEARING APPAREL	0	0	0	0	0	0	
PUBLIC WORKS DIRECTOR	430030	SNOW CONTROL	0	0	0	0	0	0	
PUBLIC WORKS DIRECTOR	430036	BLDG CONSTRUCTION	0	0	0	0	0	0	
PUBLIC WORKS DIRECTOR	430042	TOOLS & HARDWARE	0	0	0	0	0	0	
PUBLIC WORKS DIRECTOR	430055	MECH EQUIP PARTS	0	0	0	0	0	0	
PUBLIC WORKS DIRECTOR	430099	MISC SUPPLIES AND EXP	0	15	0	15	15	0	100.00%
PUBLIC WORKS DIRECTOR	439015	OFFICE EQUIPMENT	0	0	0	0	0	0	
PUBLIC WORKS DIRECTOR	452000	BUILDINGS AND STRUCTURES	0	0	0	0	0	0	
PUBLIC WORKS DIRECTOR	453049	LEASE PURCHASE	74,071	74,071	0	518	518	73,553	0.70%
PUBLIC WORKS DIRECTOR	456000	MAINS AND ACCESSORIES	338,941	318,941	3,487	44,252	47,739	271,202	14.97%
PUBLIC WORKS DIRECTOR	456014	SEWER MAINS & ACCESSORIES	0	0	0	0	0	0	
PUBLIC WORKS DIRECTOR	458060	STREETS AND ROADS	0	0	0	0	0	0	
01060160			1,457,938	1,457,938	56,916	414,151	471,067	986,871	32.31%

Budget Unit: 01060162

Budget Unit Title	Account Code ▲	Account Title	Adopted Budget	Amended Budget	Encumbrance	YTD Expense	Enc + YTD Expense	Available Balance	Percent
CITY SERVICES	414000	SALARIES & WAGES	1,404,528	1,404,528	0	482,646	482,646	921,882	34.36%
CITY SERVICES	416000	OVERTIME	50,000	50,000	0	16,039	16,039	33,961	32.08%
CITY SERVICES	419001	SOCIAL SECURITY	111,267	111,267	0	38,149	38,149	73,118	34.29%
CITY SERVICES	420010	ADVERTISING	645	645	0	0	0	645	0.00%
CITY SERVICES	420020	PRINTING	0	0	0	0	0	0	
CITY SERVICES	420040	TELEPHONE	5,000	5,000	0	3,672	3,672	1,328	73.43%
CITY SERVICES	420050	POSTAGE	50	50	0	2	2	48	4.34%
CITY SERVICES	421050	OTHER PROFESSIONAL FEES	0	200	0	0	0	200	0.00%
CITY SERVICES	421070	ARBITRATION	0	0	0	0	0	0	
CITY SERVICES	422000	SEWERAGE	10,000	10,000	0	1,061	1,061	8,939	10.61%
CITY SERVICES	422010	WATER	40,840	40,840	0	4,676	4,676	36,164	11.45%
CITY SERVICES	422020	ELECTRICITY	3,500	23,500	0	14,277	14,277	9,223	60.76%
CITY SERVICES	422030	HEAT	55,000	55,000	3,674	12,379	16,053	38,947	29.19%

City of Harrisburg

April YTD Expenditures - Budget To Actual - Line Item Detail

Budget Unit: 01060162

Budget Unit Title	Account Code ▲	Account Title	Adopted Budget	Amended Budget	Encumbrance	YTD Expense	Enc + YTD Expense	Available Balance	Percent
CITY SERVICES	422070	POWER-TRAFFIC LIGHTS	47,950	27,950	0	2,127	2,127	25,823	7.61%
CITY SERVICES	422080	SEWERAGE MAINT CHARGES	1,530	1,530	0	191	191	1,339	12.49%
CITY SERVICES	422090	REFUSE	1,350	1,350	0	120	120	1,230	8.86%
CITY SERVICES	422091	DISPOSAL	0	0	0	0	0	0	
CITY SERVICES	422095	UTILITIES & SERVICES	0	0	0	0	0	0	
CITY SERVICES	424000	VEHICULAR EQUIPMENT	0	0	0	0	0	0	
CITY SERVICES	424010	HEAVY EQUIPMENT	0	0	0	0	0	0	
CITY SERVICES	424060	OTHER RENTALS	1,800	1,800	762	338	1,100	700	61.11%
CITY SERVICES	424061	UNIFORM RENTALS	0	8,000	5,614	2,386	8,000	0	100.00%
CITY SERVICES	425000	OFFICE EQUIPMENT	0	0	0	0	0	0	
CITY SERVICES	425010	VEHICULAR EQUIPMENT	1,000	1,000	0	0	0	1,000	0.00%
CITY SERVICES	425030	BUILDING MAINT	2,000	2,000	654	1,346	2,000	0	100.00%
CITY SERVICES	425031	POOLS/ RECREATIONAL EQUIP	22,500	22,500	0	0	0	22,500	0.00%
CITY SERVICES	425050	COMMUNICATIONS EQUIPMENT	1,000	1,000	0	0	0	1,000	0.00%
CITY SERVICES	425060	OPERATIONS EQUIPMENT	1,000	1,000	0	431	431	569	43.07%
CITY SERVICES	425090	MAINT SERV CONTRACT	5,000	5,000	0	1,390	1,390	3,610	27.80%
CITY SERVICES	425099	OTHER CONT MAINT	5,000	5,000	1,500	1,716	3,216	1,784	64.32%
CITY SERVICES	429001	TUITION/TRAINING	0	0	0	0	0	0	
CITY SERVICES	429005	NUISANCE	0	0	0	0	0	0	
CITY SERVICES	429009	ADMIN/TRUSTEE FEE	0	0	0	0	0	0	
CITY SERVICES	429011	DEMOLITION & CLEARING	50,000	50,000	10,972	738	11,710	38,290	23.42%
CITY SERVICES	429014	CONTRACTED PERSONNEL SVS.	0	0	0	0	0	0	
CITY SERVICES	429015	TRAVEL	0	0	0	0	0	0	
CITY SERVICES	429016	CONFERENCES	0	0	0	0	0	0	
CITY SERVICES	429017	MEMBERSHIPS	0	0	0	0	0	0	
CITY SERVICES	429090	MISC CONTRACTED SRVCS	0	0	0	0	0	0	
CITY SERVICES	430001	EDUCATIONAL	0	0	0	0	0	0	
CITY SERVICES	430003	SUBSCRIPTIONS	0	0	0	0	0	0	
CITY SERVICES	430004	AUDIO-VISUAL	0	0	0	0	0	0	
CITY SERVICES	430005	DUPLICATING	0	0	0	0	0	0	
CITY SERVICES	430006	PHOTOGRAPHY	0	0	0	0	0	0	

City of Harrisburg

April YTD Expenditures - Budget To Actual - Line Item Detail

Budget Unit: 01060162

Budget Unit Title	Account Code ▲	Account Title	Adopted Budget	Amended Budget	Encumbrance	YTD Expense	Enc + YTD Expense	Available Balance	Percent
CITY SERVICES	430008	DATA PROCESSING	0	0	0	0	0	0	
CITY SERVICES	430009	OFFICE	100	100	0	85	85	15	85.35%
CITY SERVICES	430011	CUSTODIAL	3,100	3,100	2,600	0	2,600	500	83.87%
CITY SERVICES	430012	PERSONAL SAFETY	1,000	800	235	15	250	550	31.25%
CITY SERVICES	430013	FIREFIGHTING	0	0	0	0	0	0	
CITY SERVICES	430014	WEARING APPAREL	8,000	0	0	0	0	0	
CITY SERVICES	430016	MEDICAL/LAB	300	300	0	0	0	300	0.00%
CITY SERVICES	430030	SNOW CONTROL	20,000	20,000	3,089	1,911	5,000	15,000	25.00%
CITY SERVICES	430031	ASPHALT	14,000	14,000	4,114	886	5,000	9,000	35.71%
CITY SERVICES	430032	CONCRETE	1,000	1,000	401	99	500	500	50.00%
CITY SERVICES	430033	STREET SIGN	1,000	1,000	0	83	83	917	8.33%
CITY SERVICES	430034	TRAFFIC CONTROL	11,000	11,000	9,552	988	10,540	460	95.81%
CITY SERVICES	430035	VECTOR CONTROL	0	0	0	0	0	0	
CITY SERVICES	430036	BLDG CONSTRUCTION	5,000	5,000	478	22	500	4,500	10.00%
CITY SERVICES	430037	CHEMICALS	10,000	10,000	4,750	4,785	9,535	465	95.35%
CITY SERVICES	430038	SEWER GRATES/MANHOLE CVR	20,000	20,000	10,069	2,435	12,504	7,496	62.52%
CITY SERVICES	430040	BOTANICAL	5,000	5,000	1,890	1,710	3,600	1,400	72.00%
CITY SERVICES	430041	PLAYGROUND	1,000	1,000	0	0	0	1,000	0.00%
CITY SERVICES	430042	TOOLS & HARDWARE	3,000	3,000	1,205	492	1,697	1,303	56.57%
CITY SERVICES	430043	DECORATIONS	0	0	0	0	0	0	
CITY SERVICES	430050	MOTOR FUELS/LUBRICANTS	0	0	0	0	0	0	
CITY SERVICES	430051	TIRES & BATTERIES	0	0	0	0	0	0	
CITY SERVICES	430052	VEHICLE PARTS & SUPPLIES	0	0	0	0	0	0	
CITY SERVICES	430053	VEHICLE REPAIR TOOLS	0	0	0	0	0	0	
CITY SERVICES	430055	MECH EQUIP PARTS	100	100	0	0	0	100	0.00%
CITY SERVICES	430056	STREET LIGHTS	125,000	125,000	1,155	16,101	17,256	107,744	13.80%
CITY SERVICES	430057	PIPE CONNECTIONS	0	0	0	0	0	0	
CITY SERVICES	430099	MISC SUPPLIES AND EXP	0	0	0	0	0	0	
CITY SERVICES	452000	BUILDINGS AND STRUCTURES	0	0	0	0	0	0	
CITY SERVICES	453000	OPERATIONS EQUIPMENT	0	0	0	0	0	0	
CITY SERVICES	453037	EQUIPMENT-GARAGE	0	0	0	0	0	0	
CITY SERVICES	453039	EQUIPMENT-COMMUNICATION	0	0	0	0	0	0	
CITY SERVICES	453049	LEASE PURCHASE	9,434	9,434	0	2,358	2,358	7,075	25.00%

City of Harrisburg

April YTD Expenditures - Budget To Actual - Line Item Detail

Budget Unit: 01060162

Budget Unit Title	Account Code	Account Title	Adopted Budget	Amended Budget	Encumbrance	YTD Expense	Enc + YTD Expense	Available Balance	Percent
CITY SERVICES	456000	MAINS AND ACCESSORIES	0	0	0	0	0	0	
CITY SERVICES	458010	TRAFFIC SIGNS	0	0	0	0	0	0	
01060162			2,058,994	2,058,994	62,715	615,654	678,369	1,380,626	32.95%


Budget Unit: 01060172

Budget Unit Title	Account Code	Account Title	Adopted Budget	Amended Budget	Encumbrance	YTD Expense	Enc + YTD Expense	Available Balance	Percent
VEHICLE MANAGEMENT	414000	SALARIES & WAGES	432,115	432,115	0	146,959	146,959	285,156	34.01%
VEHICLE MANAGEMENT	416000	OVERTIME	8,100	8,100	0	753	753	7,347	9.29%
VEHICLE MANAGEMENT	419001	SOCIAL SECURITY	33,678	33,678	0	11,300	11,300	22,378	33.55%
VEHICLE MANAGEMENT	420010	ADVERTISING	300	300	0	0	0	300	0.00%
VEHICLE MANAGEMENT	420020	PRINTING	175	675	0	208	208	467	30.77%
VEHICLE MANAGEMENT	420040	TELEPHONE	50	50	0	0	0	50	0.00%
VEHICLE MANAGEMENT	420050	POSTAGE	75	75	0	35	35	40	47.00%
VEHICLE MANAGEMENT	422000	SEWERAGE	630	630	0	258	258	372	40.98%
VEHICLE MANAGEMENT	422010	WATER	13,500	13,500	0	5,238	5,238	8,262	38.80%
VEHICLE MANAGEMENT	422020	ELECTRICITY	13,500	13,500	0	1,882	1,882	11,618	13.94%
VEHICLE MANAGEMENT	422030	HEAT	0	0	0	0	0	0	
VEHICLE MANAGEMENT	422080	SEWERAGE MAINT CHARGES	100	100	0	39	39	61	38.73%
VEHICLE MANAGEMENT	424050	OFFICE EQUIPMENT	0	0	0	0	0	0	
VEHICLE MANAGEMENT	424060	OTHER RENTALS	0	0	0	0	0	0	
VEHICLE MANAGEMENT	424061	UNIFORM RENTALS	0	2,319	1,593	726	2,319	0	100.00%
VEHICLE MANAGEMENT	425000	OFFICE EQUIPMENT	300	300	0	55	55	245	18.27%
VEHICLE MANAGEMENT	425010	VEHICULAR EQUIPMENT	100,000	97,000	35,474	14,213	49,687	47,313	51.22%
VEHICLE MANAGEMENT	425021	STREET LIGHTS	0	0	0	0	0	0	
VEHICLE MANAGEMENT	425030	BUILDING MAINT	8,500	8,500	0	2,090	2,090	6,410	24.59%
VEHICLE MANAGEMENT	425050	COMMUNICATIONS EQUIPMENT	500	500	0	98	98	402	19.60%

City of Harrisburg

April YTD Expenditures - Budget To Actual - Line Item Detail


Budget Unit: 01060172

Budget Unit Title	Account Code 	Account Title	Adopted Budget	Amended Budget	Encumbrance	YTD Expense	Enc + YTD Expense	Available Balance	Percent
VEHICLE MANAGEMENT	425060	OPERATIONS EQUIPMENT	10,000	10,000	6,378	3,488	9,866	134	98.66%
VEHICLE MANAGEMENT	425080	SERVICE CONTRACTS	550	550	0	313	313	237	56.87%
VEHICLE MANAGEMENT	425090	MAINT SERV CONTRACT	5,000	5,000	1,000	2,993	3,993	1,007	79.87%
VEHICLE MANAGEMENT	425099	OTHER CONT MAINT	0	0	0	0	0	0	
VEHICLE MANAGEMENT	429001	TUITION/TRAINING	0	0	0	0	0	0	
VEHICLE MANAGEMENT	429005	NUISANCE	0	0	0	0	0	0	
VEHICLE MANAGEMENT	429009	ADMIN/TRUSTEE FEE	0	0	0	0	0	0	
VEHICLE MANAGEMENT	429012	LAUNDRY	4,500	2,181	0	25	25	2,156	1.15%
VEHICLE MANAGEMENT	429014	CONTRACTED PERSONNEL SVS.	0	0	0	0	0	0	
VEHICLE MANAGEMENT	429015	TRAVEL	0	0	0	0	0	0	
VEHICLE MANAGEMENT	429016	CONFERENCES	0	0	0	0	0	0	
VEHICLE MANAGEMENT	429017	MEMBERSHIPS	0	0	0	0	0	0	
VEHICLE MANAGEMENT	429060	TOWING	0	3,000	2,085	415	2,500	500	83.33%
VEHICLE MANAGEMENT	429090	MISC CONTRACTED SRVCS	0	0	0	0	0	0	
VEHICLE MANAGEMENT	430001	EDUCATIONAL	1,000	1,000	0	85	85	915	8.50%
VEHICLE MANAGEMENT	430002	SOFTWARE	2,000	2,000	0	0	0	2,000	0.00%
VEHICLE MANAGEMENT	430003	SUBSCRIPTIONS	0	0	0	0	0	0	
VEHICLE MANAGEMENT	430005	DUPLICATING	0	0	0	0	0	0	
VEHICLE MANAGEMENT	430006	PHOTOGRAPHY	0	0	0	0	0	0	
VEHICLE MANAGEMENT	430008	DATA PROCESSING	0	0	0	0	0	0	
VEHICLE MANAGEMENT	430009	OFFICE	0	0	0	0	0	0	
VEHICLE MANAGEMENT	430011	CUSTODIAL	600	600	0	225	225	375	37.50%
VEHICLE MANAGEMENT	430012	PERSONAL SAFETY	500	500	0	69	69	431	13.76%
VEHICLE MANAGEMENT	430013	FIREFIGHTING	100	100	0	0	0	100	0.00%


City of Harrisburg

April YTD Expenditures - Budget To Actual - Line Item Detail

Budget Unit: 01060172

Budget Unit Title	Account Code 	Account Title	Adopted Budget	Amended Budget	Encumbrance	YTD Expense	Enc + YTD Expense	Available Balance	Percent
VEHICLE MANAGEMENT	430014	WEARING APPAREL	0	0	0	0	0	0	
VEHICLE MANAGEMENT	430016	MEDICAL/LAB	0	0	0	0	0	0	
VEHICLE MANAGEMENT	430036	BLDG CONSTRUCTION	0	0	0	0	0	0	
VEHICLE MANAGEMENT	430037	CHEMICALS	1,350	1,350	1,141	209	1,350	0	100.00%
VEHICLE MANAGEMENT	430042	TOOLS & HARDWARE	0	0	0	0	0	0	
VEHICLE MANAGEMENT	430050	MOTOR FUELS/LUBRICANTS	1,304,052	1,303,552	392,319	628,820	1,021,139	282,413	78.34%
VEHICLE MANAGEMENT	430051	TIRES & BATTERIES	50,000	50,000	20,013	13,983	33,996	16,004	67.99%
VEHICLE MANAGEMENT	430052	VEHICLE PARTS & SUPPLIES	155,000	155,000	55,808	30,852	86,659	68,341	55.91%
VEHICLE MANAGEMENT	430053	VEHICLE REPAIR TOOLS	500	500	0	0	0	500	0.00%
VEHICLE MANAGEMENT	430054	AUTO BODY PART/SUPPLIES	0	20,000	5,849	4,151	10,000	10,000	50.00%
VEHICLE MANAGEMENT	430055	MECH EQUIP PARTS	0	0	0	0	0	0	
VEHICLE MANAGEMENT	430099	MISC SUPPLIES AND EXP	0	0	0	0	0	0	
VEHICLE MANAGEMENT	453099	EQUIPMENT-OTHER	55,000	35,000	0	0	0	35,000	0.00%
01060172			2,201,675	2,201,675	521,659	869,480	1,391,139	810,536	63.19%

Budget Unit: 01080180

Budget Unit Title	Account Code 	Account Title	Adopted Budget	Amended Budget	Encumbrance	YTD Expense	Enc + YTD Expense	Available Balance	Percent
PARKS & REC DIRECTOR	414000	SALARIES & WAGES	196,177	196,177	0	68,333	68,333	127,844	34.83%
PARKS & REC DIRECTOR	415000	TEMPORARY	165,000	165,000	0	237	237	164,763	0.14%
PARKS & REC DIRECTOR	416000	OVERTIME	6,000	6,000	0	0	0	6,000	0.00%
PARKS & REC DIRECTOR	419001	SOCIAL SECURITY	28,090	28,090	0	5,246	5,246	22,844	18.67%
PARKS & REC DIRECTOR	419010	UNEMPLOYMENT COMPENSAT	0	0	0	0	0	0	
PARKS & REC DIRECTOR	420010	ADVERTISING	1,500	1,500	0	0	0	1,500	0.00%
PARKS & REC DIRECTOR	420020	PRINTING	0	0	0	0	0	0	
PARKS & REC DIRECTOR	420030	PHOTOGRAPHY	0	0	0	0	0	0	
PARKS & REC	420040	TELEPHONE	3,000	3,000	0	924	924	2,076	30.80%

City of Harrisburg

April YTD Expenditures - Budget To Actual - Line Item Detail

Budget Unit: 01080180

Budget Unit Title	Account Code ▲	Account Title	Adopted Budget	Amended Budget	Encumbrance	YTD Expense	Enc + YTD Expense	Available Balance	Percent
DIRECTOR									
PARKS & REC DIRECTOR	420041	E-MAIL/INTERNET	0	0	0	0	0	0	
PARKS & REC DIRECTOR	420050	POSTAGE	500	500	0	133	133	367	26.55%
PARKS & REC DIRECTOR	421030	CONSULTING	0	0	0	0	0	0	
PARKS & REC DIRECTOR	421050	OTHER PROFESSIONAL FEES	0	0	0	0	0	0	
PARKS & REC DIRECTOR	421080	FILING FEES	0	0	0	0	0	0	
PARKS & REC DIRECTOR	424060	OTHER RENTALS	2,500	2,500	0	194	194	2,306	7.78%
PARKS & REC DIRECTOR	425000	OFFICE EQUIPMENT	0	0	0	0	0	0	
PARKS & REC DIRECTOR	425030	BUILDING MAINT	0	0	0	0	0	0	
PARKS & REC DIRECTOR	425031	POOLS/ RECREATIONAL EQUIP	0	0	0	0	0	0	
PARKS & REC DIRECTOR	425080	SERVICE CONTRACTS	0	0	0	0	0	0	
PARKS & REC DIRECTOR	425090	MAINT SERV CONTRACT	0	0	0	0	0	0	
PARKS & REC DIRECTOR	425099	OTHER CONT MAINT	0	0	0	0	0	0	
PARKS & REC DIRECTOR	429001	TUITION/TRAINING	0	0	0	0	0	0	
PARKS & REC DIRECTOR	429009	ADMIN/TRUSTEE FEE	0	0	0	0	0	0	
PARKS & REC DIRECTOR	429012	LAUNDRY	0	0	0	0	0	0	
PARKS & REC DIRECTOR	429014	CONTRACTED PERSONNEL SVS.	20,000	20,000	0	65	65	19,935	0.32%
PARKS & REC DIRECTOR	429015	TRAVEL	0	0	0	0	0	0	
PARKS & REC DIRECTOR	429016	CONFERENCES	0	0	0	0	0	0	
PARKS & REC DIRECTOR	429017	MEMBERSHIPS	0	0	0	0	0	0	
PARKS & REC DIRECTOR	429090	MISC CONTRACTED SRVCS	0	0	0	0	0	0	
PARKS & REC DIRECTOR	429095	BANK SERV CHARGES	0	0	0	0	0	0	
PARKS & REC DIRECTOR	429099	VACCINATION	0	0	0	0	0	0	
PARKS & REC DIRECTOR	430001	EDUCATIONAL	0	0	0	0	0	0	

City of Harrisburg

April YTD Expenditures - Budget To Actual - Line Item Detail

Budget Unit: 01080180

Budget Unit Title	Account Code ▲	Account Title	Adopted Budget	Amended Budget	Encumbrance	YTD Expense	Enc + YTD Expense	Available Balance	Percent
PARKS & REC DIRECTOR	430002	SOFTWARE	0	0	0	0	0	0	
PARKS & REC DIRECTOR	430003	SUBSCRIPTIONS	0	0	0	0	0	0	
PARKS & REC DIRECTOR	430004	AUDIO-VISUAL	0	0	0	0	0	0	
PARKS & REC DIRECTOR	430006	PHOTOGRAPHY	0	0	0	0	0	0	
PARKS & REC DIRECTOR	430008	DATA PROCESSING	0	0	0	0	0	0	
PARKS & REC DIRECTOR	430009	OFFICE	250	250	0	0	0	250	0.00%
PARKS & REC DIRECTOR	430011	CUSTODIAL	0	0	0	0	0	0	
PARKS & REC DIRECTOR	430014	WEARING APPAREL	0	0	0	0	0	0	
PARKS & REC DIRECTOR	430016	MEDICAL/LAB	0	0	0	0	0	0	
PARKS & REC DIRECTOR	430034	TRAFFIC CONTROL	0	0	0	0	0	0	
PARKS & REC DIRECTOR	430036	BLDG CONSTRUCTION	0	0	0	0	0	0	
PARKS & REC DIRECTOR	430042	TOOLS & HARDWARE	0	0	0	0	0	0	
PARKS & REC DIRECTOR	430043	DECORATIONS	0	0	0	0	0	0	
PARKS & REC DIRECTOR	430098	SPECIAL EVENTS - MISC	0	0	0	0	0	0	
PARKS & REC DIRECTOR	430099	MISC SUPPLIES AND EXP	0	0	0	0	0	0	
PARKS & REC DIRECTOR	439015	OFFICE EQUIPMENT	0	0	0	0	0	0	
PARKS & REC DIRECTOR	462000	GRANTS TO LOCAL UNITS	0	0	0	0	0	0	
PARKS & REC DIRECTOR	463000	MATCHING SHARE GRANTS	0	0	0	0	0	0	
01080180			423,017	423,017	0	75,132	75,132	347,885	17.76%


Budget Unit: 01080183

Budget Unit Title	Account Code ▲	Account Title	Adopted Budget	Amended Budget	Encumbrance	YTD Expense	Enc + YTD Expense	Available Balance	Percent
RECREATION	414000	SALARIES & WAGES	0	0	0	0	0	0	
RECREATION	415000	TEMPORARY	0	0	0	0	0	0	
RECREATION	416000	OVERTIME	0	0	0	0	0	0	
RECREATION	419001	SOCIAL SECURITY	0	0	0	0	0	0	
RECREATION	419010	UNEMPLOYMENT COMPENSAT	0	0	0	0	0	0	

City of Harrisburg

April YTD Expenditures - Budget To Actual - Line Item Detail

Budget Unit: 01080183

Budget Unit Title	Account Code 	Account Title	Adopted Budget	Amended Budget	Encumbrance	YTD Expense	Enc + YTD Expense	Available Balance	Percent
RECREATION	420010	ADVERTISING	0	0	0	0	0	0	
RECREATION	420020	PRINTING	0	0	0	0	0	0	
RECREATION	420030	PHOTOGRAPHY	0	0	0	0	0	0	
RECREATION	420040	TELEPHONE	0	0	0	0	0	0	
RECREATION	420041	E-MAIL/INTERNET	0	0	0	0	0	0	
RECREATION	420050	POSTAGE	0	0	0	0	0	0	
RECREATION	421050	OTHER PROFESSIONAL FEES	0	0	0	0	0	0	
RECREATION	424000	VEHICULAR EQUIPMENT	0	0	0	0	0	0	
RECREATION	424060	OTHER RENTALS	0	0	0	0	0	0	
RECREATION	425000	OFFICE EQUIPMENT	0	0	0	0	0	0	
RECREATION	425030	BUILDING MAINT	0	0	0	0	0	0	
RECREATION	425031	POOLS/ RECREATIONAL EQUIP	0	0	0	0	0	0	
RECREATION	425050	COMMUNICATIONS EQUIPMENT	0	0	0	0	0	0	
RECREATION	425060	OPERATIONS EQUIPMENT	0	0	0	0	0	0	
RECREATION	425090	MAINT SERV CONTRACT	0	0	0	0	0	0	
RECREATION	425099	OTHER CONT MAINT	0	0	0	0	0	0	
RECREATION	429001	TUITION/TRAINING	0	0	0	0	0	0	
RECREATION	429009	ADMIN/TRUSTEE FEE	0	0	0	0	0	0	
RECREATION	429014	CONTRACTED PERSONNEL SVS.	0	0	0	0	0	0	
RECREATION	429015	TRAVEL	0	0	0	0	0	0	
RECREATION	429016	CONFERENCES	0	0	0	0	0	0	
RECREATION	429017	MEMBERSHIPS	0	0	0	0	0	0	
RECREATION	429090	MISC CONTRACTED SRVCS	0	0	0	0	0	0	
RECREATION	429095	BANK SERV CHARGES	0	0	0	0	0	0	
RECREATION	430001	EDUCATIONAL	0	0	0	0	0	0	
RECREATION	430002	SOFTWARE	0	0	0	0	0	0	
RECREATION	430003	SUBSCRIPTIONS	0	0	0	0	0	0	
RECREATION	430004	AUDIO-VISUAL	0	0	0	0	0	0	
RECREATION	430005	DUPLICATING	0	0	0	0	0	0	
RECREATION	430006	PHOTOGRAPHY	0	0	0	0	0	0	
RECREATION	430008	DATA PROCESSING	0	0	0	0	0	0	
RECREATION	430009	OFFICE	0	0	0	0	0	0	
RECREATION	430011	CUSTODIAL	0	0	0	0	0	0	
RECREATION	430014	WEARING APPAREL	0	0	0	0	0	0	

City of Harrisburg

April YTD Expenditures - Budget To Actual - Line Item Detail

Budget Unit: 01080183

Budget Unit Title	Account Code ▲	Account Title	Adopted Budget	Amended Budget	Encumbrance	YTD Expense	Enc + YTD Expense	Available Balance	Percent
RECREATION	430016	MEDICAL/LAB	0	0	0	0	0	0	
RECREATION	430036	BLDG CONSTRUCTION	0	0	0	0	0	0	
RECREATION	430041	PLAYGROUND	0	0	0	0	0	0	
RECREATION	430042	TOOLS & HARDWARE	0	0	0	0	0	0	
RECREATION	430043	DECORATIONS	0	0	0	0	0	0	
RECREATION	430050	MOTOR FUELS/LUBRICANTS	0	0	0	0	0	0	
RECREATION	430099	MISC SUPPLIES AND EXP	0	0	0	0	0	0	
RECREATION	439015	OFFICE EQUIPMENT	0	0	0	0	0	0	
RECREATION	453000	OPERATIONS EQUIPMENT	0	0	0	0	0	0	

01080183 **0 0 0 0 0 0**

Budget Unit: 01080184

Budget Unit Title	Account Code ▲	Account Title	Adopted Budget	Amended Budget	Encumbrance	YTD Expense	Enc + YTD Expense	Available Balance	Percent
PARKS MAINTENANCE	414000	SALARIES & WAGES	0	0	0	0	0	0	
PARKS MAINTENANCE	416000	OVERTIME	0	0	0	0	0	0	
PARKS MAINTENANCE	419001	SOCIAL SECURITY	0	0	0	0	0	0	
PARKS MAINTENANCE	420010	ADVERTISING	0	0	0	0	0	0	
PARKS MAINTENANCE	420020	PRINTING	0	0	0	0	0	0	
PARKS MAINTENANCE	420030	PHOTOGRAPHY	0	0	0	0	0	0	
PARKS MAINTENANCE	420040	TELEPHONE	0	0	0	0	0	0	
PARKS MAINTENANCE	420050	POSTAGE	0	0	0	0	0	0	
PARKS MAINTENANCE	421030	CONSULTING	0	0	0	0	0	0	
PARKS MAINTENANCE	422000	SEWERAGE	0	0	0	0	0	0	
PARKS MAINTENANCE	422010	WATER	0	0	0	0	0	0	
PARKS MAINTENANCE	422020	ELECTRICITY	0	0	0	0	0	0	
PARKS MAINTENANCE	422030	HEAT	0	0	0	0	0	0	
PARKS MAINTENANCE	422060	POWER-STREET LIGHTS	0	0	0	0	0	0	
PARKS MAINTENANCE	422080	SEWERAGE MAINT CHARGES	0	0	0	0	0	0	

City of Harrisburg

April YTD Expenditures - Budget To Actual - Line Item Detail

Budget Unit: 01080184

Budget Unit Title	Account Code▲	Account Title	Adopted Budget	Amended Budget	Encumbrance	YTD Expense	Enc + YTD Expense	Available Balance	Percent
PARKS MAINTENANCE	422090	REFUSE	0	0	0	0	0	0	
PARKS MAINTENANCE	422091	DISPOSAL	0	0	0	0	0	0	
PARKS MAINTENANCE	422095	UTILITIES & SERVICES	0	0	0	0	0	0	
PARKS MAINTENANCE	423011	AUTO DEDUCT	0	0	0	0	0	0	
PARKS MAINTENANCE	424060	OTHER RENTALS	0	0	0	0	0	0	
PARKS MAINTENANCE	425010	VEHICULAR EQUIPMENT	0	0	0	0	0	0	
PARKS MAINTENANCE	425030	BUILDING MAINT	0	0	0	0	0	0	
PARKS MAINTENANCE	425031	POOLS/ RECREATIONAL EQUIP	0	0	0	0	0	0	
PARKS MAINTENANCE	425040	ALARM & CALL BOX	0	0	0	0	0	0	
PARKS MAINTENANCE	425050	COMMUNICATIONS EQUIPMENT	0	0	0	0	0	0	
PARKS MAINTENANCE	425060	OPERATIONS EQUIPMENT	0	0	0	0	0	0	
PARKS MAINTENANCE	425090	MAINT SERV CONTRACT	0	0	0	0	0	0	
PARKS MAINTENANCE	425099	OTHER CONT MAINT	0	0	0	0	0	0	
PARKS MAINTENANCE	429001	TUITION/TRAINING	0	0	0	0	0	0	
PARKS MAINTENANCE	429009	ADMIN/TRUSTEE FEE	0	0	0	0	0	0	
PARKS MAINTENANCE	429014	CONTRACTED PERSONNEL SVS.	0	0	0	0	0	0	
PARKS MAINTENANCE	429015	TRAVEL	0	0	0	0	0	0	
PARKS MAINTENANCE	429016	CONFERENCES	0	0	0	0	0	0	
PARKS MAINTENANCE	429017	MEMBERSHIPS	0	0	0	0	0	0	
PARKS MAINTENANCE	429090	MISC CONTRACTED SRVCS	0	0	0	0	0	0	
PARKS MAINTENANCE	430001	EDUCATIONAL	0	0	0	0	0	0	
PARKS MAINTENANCE	430003	SUBSCRIPTIONS	0	0	0	0	0	0	
PARKS MAINTENANCE	430004	AUDIO-VISUAL	0	0	0	0	0	0	
PARKS	430009	OFFICE	0	0	0	0	0	0	

City of Harrisburg

April YTD Expenditures - Budget To Actual - Line Item Detail

Budget Unit: 01080184

Budget Unit Title	Account Code▲	Account Title	Adopted Budget	Amended Budget	Encumbrance	YTD Expense	Enc + YTD Expense	Available Balance	Percent
MAINTENANCE									
PARKS MAINTENANCE	430011	CUSTODIAL	0	0	0	0	0	0	
PARKS MAINTENANCE	430012	PERSONAL SAFETY	0	0	0	0	0	0	
PARKS MAINTENANCE	430014	WEARING APPAREL	0	0	0	0	0	0	
PARKS MAINTENANCE	430016	MEDICAL/LAB	0	0	0	0	0	0	
PARKS MAINTENANCE	430030	SNOW CONTROL	0	0	0	0	0	0	
PARKS MAINTENANCE	430032	CONCRETE	0	0	0	0	0	0	
PARKS MAINTENANCE	430034	TRAFFIC CONTROL	0	0	0	0	0	0	
PARKS MAINTENANCE	430035	VECTOR CONTROL	0	0	0	0	0	0	
PARKS MAINTENANCE	430036	BLDG CONSTRUCTION	0	0	0	0	0	0	
PARKS MAINTENANCE	430037	CHEMICALS	0	0	0	0	0	0	
PARKS MAINTENANCE	430040	BOTANICAL	0	0	0	0	0	0	
PARKS MAINTENANCE	430041	PLAYGROUND	0	0	0	0	0	0	
PARKS MAINTENANCE	430042	TOOLS & HARDWARE	0	0	0	0	0	0	
PARKS MAINTENANCE	430043	DECORATIONS	0	0	0	0	0	0	
PARKS MAINTENANCE	430050	MOTOR FUELS/LUBRICANTS	0	0	0	0	0	0	
PARKS MAINTENANCE	430051	TIRES & BATTERIES	0	0	0	0	0	0	
PARKS MAINTENANCE	430052	VEHICLE PARTS & SUPPLIES	0	0	0	0	0	0	
PARKS MAINTENANCE	430053	VEHICLE REPAIR TOOLS	0	0	0	0	0	0	
PARKS MAINTENANCE	430055	MECH EQUIP PARTS	0	0	0	0	0	0	
PARKS MAINTENANCE	430099	MISC SUPPLIES AND EXP	0	0	0	0	0	0	
PARKS MAINTENANCE	439010	LAND IMPROVEMENTS	0	0	0	0	0	0	
PARKS MAINTENANCE	439030	VEHICULAR EQUIPMENT	0	0	0	0	0	0	
PARKS MAINTENANCE	439060	OPERATIONS EQUIPMENT	0	0	0	0	0	0	
01080184			0	0	0	0	0	0	

City of Harrisburg

April YTD Expenditures - Budget To Actual - Line Item Detail


Budget Unit: 02200210

Budget Unit Title	Account Code	Account Title	Adopted Budget	Amended Budget	Encumbrance	YTD Expense	Enc + YTD Expense	Available Balance	Percent
ADMINISTRATION	414000	SALARIES & WAGES	293,315	293,315	0	82,117	82,117	211,198	28.00%
ADMINISTRATION	415000	TEMPORARY	0	0	0	0	0	0	
ADMINISTRATION	416000	OVERTIME	0	0	0	0	0	0	
ADMINISTRATION	417000	SICK LEAVE BUY-BACK	2,900	2,900	0	0	0	2,900	0.00%
ADMINISTRATION	419001	SOCIAL SECURITY	24,445	24,445	0	6,343	6,343	18,102	25.95%
ADMINISTRATION	419002	MEDICAL	86,040	86,040	0	10,985	10,985	75,055	12.77%
ADMINISTRATION	419005	SEVERANCE PAY	30,000	30,000	0	801	801	29,199	2.67%
ADMINISTRATION	419010	UNEMPLOYMENT COMPENSAT	6,250	6,250	0	0	0	6,250	0.00%
ADMINISTRATION	419011	WORKERS' COMP-ADJ FEES	2,200	2,200	1,218	432	1,650	550	75.00%
ADMINISTRATION	419012	LOSS TIME & MED	1,000	6,000	0	4,481	4,481	1,519	74.68%
ADMINISTRATION	419014	STATE FEES & ASSESSMENTS	1,300	1,300	0	0	0	1,300	0.00%
ADMINISTRATION	419015	EXCESS POLICY & BOND	3,700	3,700	0	0	0	3,700	0.00%
ADMINISTRATION	420010	ADVERTISING	600	600	0	389	389	211	64.79%
ADMINISTRATION	420020	PRINTING	11,500	11,860	4,150	7,658	11,808	52	99.56%
ADMINISTRATION	420040	TELEPHONE	9,000	9,000	0	2,436	2,436	6,564	27.07%
ADMINISTRATION	420050	POSTAGE	4,500	4,500	0	129	129	4,371	2.87%
ADMINISTRATION	421020	AUDIT	21,000	21,000	0	0	0	21,000	0.00%
ADMINISTRATION	421030	CONSULTING	22,500	22,500	5,450	3,750	9,200	13,300	40.89%
ADMINISTRATION	421040	COLLECTION(OPT & LIENS)	4,000	4,000	0	0	0	4,000	0.00%
ADMINISTRATION	421050	OTHER PROFESSIONAL FEES	6,500	6,500	0	5,529	5,529	971	85.06%
ADMINISTRATION	422030	HEAT	0	0	0	0	0	0	
ADMINISTRATION	423002	STOP/LOSS PREMIUM	21,500	21,500	0	6,395	6,395	15,105	29.75%
ADMINISTRATION	423010	AUTOMOBILE PREM	12,000	12,000	0	5,681	5,681	6,319	47.34%
ADMINISTRATION	423011	AUTO DEDUCT	5,000	5,000	0	0	0	5,000	0.00%
ADMINISTRATION	423020	GENERAL LIABILITY PREM	25,053	25,053	0	8,928	8,928	16,125	35.64%
ADMINISTRATION	423021	GEN LIAB DEDUCT	2,000	2,000	0	0	0	2,000	0.00%
ADMINISTRATION	423030	BOILER	0	1,000	0	436	436	564	43.58%
ADMINISTRATION	423040	PROPERTY & CRIME PREM	36,000	36,000	0	13,499	13,499	22,501	37.50%
ADMINISTRATION	423041	PROPERTY DEDUCT	0	0	0	0	0	0	
ADMINISTRATION	423050	INLAND MARINE	7,242	7,242	0	0	0	7,242	0.00%
ADMINISTRATION	423090	PUBLIC OFF PREM	17,000	17,000	0	7,386	7,386	9,614	43.45%
ADMINISTRATION	423091	PUBLIC OFF DEDUCT	1,300	1,300	0	0	0	1,300	0.00%
ADMINISTRATION	423095	EXCESS LIABILITY	5,981	6,000	0	6,000	6,000	0	100.00%

City of Harrisburg

April YTD Expenditures - Budget To Actual - Line Item Detail

Budget Unit: 02200210

Budget Unit Title	Account Code 	Account Title	Adopted Budget	Amended Budget	Encumbrance	YTD Expense	Enc + YTD Expense	Available Balance	Percent
ADMINISTRATION	423097	TERRORISM	2,600	1,581	0	0	0	1,581	0.00%
ADMINISTRATION	424061	UNIFORM RENTALS	0	210	84	126	210	0	100.00%
ADMINISTRATION	425000	OFFICE EQUIPMENT	200	200	0	0	0	200	0.00%
ADMINISTRATION	425010	VEHICULAR EQUIPMENT	25,000	25,000	0	1,835	1,835	23,165	7.34%
ADMINISTRATION	425050	COMMUNICATIONS EQUIPMENT	0	0	0	0	0	0	
ADMINISTRATION	425090	MAINT SERV CONTRACT	40,500	40,500	1,305	25,264	26,569	13,931	65.60%
ADMINISTRATION	425099	OTHER CONT MAINT	0	0	0	0	0	0	
ADMINISTRATION	429001	TUITION/TRAINING	0	0	0	0	0	0	
ADMINISTRATION	429003	GENERAL ADMIN. CHARGES	293,605	288,605	0	61,810	61,810	226,794	21.42%
ADMINISTRATION	429009	ADMIN/TRUSTEE FEE	0	0	0	0	0	0	
ADMINISTRATION	429015	TRAVEL	0	0	0	0	0	0	
ADMINISTRATION	429016	CONFERENCES	300	300	0	0	0	300	0.00%
ADMINISTRATION	429017	MEMBERSHIPS	1,800	1,440	0	0	0	1,440	0.00%
ADMINISTRATION	429025	DISASTER RECOVERY SYSTEM	0	0	0	0	0	0	
ADMINISTRATION	429090	MISC CONTRACTED SRVCS	2,225	2,225	0	1,075	1,075	1,150	48.31%
ADMINISTRATION	429095	BANK SERV CHARGES	12,000	12,000	0	5,871	5,871	6,129	48.93%
ADMINISTRATION	430001	EDUCATIONAL	350	350	0	0	0	350	0.00%
ADMINISTRATION	430002	SOFTWARE	17,680	17,680	11,917	5,763	17,680	0	100.00%
ADMINISTRATION	430003	SUBSCRIPTIONS	95	95	0	0	0	95	0.00%
ADMINISTRATION	430005	DUPLICATING	100	100	0	0	0	100	0.00%
ADMINISTRATION	430006	PHOTOGRAPHY	100	100	0	0	0	100	0.00%
ADMINISTRATION	430008	DATA PROCESSING	750	750	0	0	0	750	0.00%
ADMINISTRATION	430009	OFFICE	700	700	0	164	164	536	23.46%
ADMINISTRATION	430012	PERSONAL SAFETY	0	0	0	0	0	0	
ADMINISTRATION	430014	WEARING APPAREL	3,600	3,390	0	0	0	3,390	0.00%
ADMINISTRATION	430016	MEDICAL/LAB	15,000	15,000	5,770	4,869	10,639	4,361	70.92%
ADMINISTRATION	430040	BOTANICAL	250	250	0	0	0	250	0.00%
ADMINISTRATION	430042	TOOLS & HARDWARE	0	0	0	0	0	0	
ADMINISTRATION	430043	DECORATIONS	50	50	0	0	0	50	0.00%
ADMINISTRATION	430050	MOTOR FUELS/LUBRICANTS	35,000	35,000	0	5,326	5,326	29,674	15.22%
ADMINISTRATION	430051	TIRES & BATTERIES	2,800	2,800	0	257	257	2,543	9.17%
ADMINISTRATION	430052	VEHICLE PARTS & SUPPLIES	10,000	10,000	0	327	327	9,673	3.27%

City of Harrisburg

April YTD Expenditures - Budget To Actual - Line Item Detail

Budget Unit: 02200210

Budget Unit Title	Account Code	Account Title	Adopted Budget	Amended Budget	Encumbrance	YTD Expense	Enc + YTD Expense	Available Balance	Percent
ADMINISTRATION	430099	MISC SUPPLIES AND EXP	300	300	0	0	0	300	0.00%
ADMINISTRATION	439015	OFFICE EQUIPMENT	11,080	11,080	0	0	0	11,080	0.00%
ADMINISTRATION	449090	PAYMNTS OTHER TRANSFERS	0	0	0	0	0	0	
ADMINISTRATION	453007	EQUIPMENT-DATA PROCESSING	0	0	0	0	0	0	
ADMINISTRATION	453049	LEASE PURCHASE	76,171	76,171	0	5,941	5,941	70,230	7.80%
ADMINISTRATION	453051	EQUIPMENT-DATA PROCESSING	0	0	0	0	0	0	
ADMINISTRATION	454000	MOTOR EQUIPMENT	0	0	0	0	0	0	
ADMINISTRATION	481055	LIABILITY INSURANCE CLAIM	0	0	0	0	0	0	
ADMINISTRATION	486000	PYMT OF PRIOR YR EXPEND.	0	0	0	0	0	0	

02200210 **1,216,082 1,216,082 29,894 292,004 321,898 894,184 26.47%**

Budget Unit: 02200220

Budget Unit Title	Account Code	Account Title	Adopted Budget	Amended Budget	Encumbrance	YTD Expense	Enc + YTD Expense	Available Balance	Percent
DISTRIBUTION	414000	SALARIES & WAGES	544,796	544,796	0	170,292	170,292	374,504	31.26%
DISTRIBUTION	415000	TEMPORARY	0	0	0	0	0	0	
DISTRIBUTION	416000	OVERTIME	28,000	28,000	0	7,120	7,120	20,880	25.43%
DISTRIBUTION	419001	SOCIAL SECURITY	43,820	43,820	0	13,572	13,572	30,248	30.97%
DISTRIBUTION	419002	MEDICAL	167,568	167,568	0	19,649	19,649	147,919	11.73%
DISTRIBUTION	419100	FRINGE BENEFITS	0	0	0	0	0	0	
DISTRIBUTION	420020	PRINTING	300	300	0	196	196	104	65.33%
DISTRIBUTION	420030	PHOTOGRAPHY	200	200	0	0	0	200	0.00%
DISTRIBUTION	420040	TELEPHONE	1,950	1,950	0	150	150	1,800	7.69%
DISTRIBUTION	420050	POSTAGE	100	100	0	0	0	100	0.00%
DISTRIBUTION	424010	HEAVY EQUIPMENT	1,000	1,000	0	5	5	995	0.50%
DISTRIBUTION	424060	OTHER RENTALS	1,700	1,700	0	0	0	1,700	0.00%
DISTRIBUTION	424061	UNIFORM RENTALS	0	3,900	2,711	1,189	3,900	0	100.00%
DISTRIBUTION	425010	VEHICULAR EQUIPMENT	1,000	1,000	0	1,000	1,000	0	100.00%
DISTRIBUTION	425050	COMMUNICATIONS EQUIPMENT	500	500	0	0	0	500	0.00%
DISTRIBUTION	425090	MAINT SERV CONTRACT	3,000	3,000	0	0	0	3,000	0.00%
DISTRIBUTION	425099	OTHER CONT MAINT	15,000	15,000	5,309	2,451	7,760	7,240	51.73%
DISTRIBUTION	429001	TUITION/TRAINING	250	250	0	0	0	250	0.00%
DISTRIBUTION	429003	GENERAL ADMIN. CHARGES	741,002	741,002	0	154,379	154,379	586,623	20.83%
DISTRIBUTION	429015	TRAVEL	100	100	0	0	0	100	0.00%

City of Harrisburg

April YTD Expenditures - Budget To Actual - Line Item Detail

Budget Unit: 02200220

Budget Unit Title	Account Code ▲	Account Title	Adopted Budget	Amended Budget	Encumbrance	YTD Expense	Enc + YTD Expense	Available Balance	Percent
DISTRIBUTION	429016	CONFERENCES	250	250	0	0	0	250	0.00%
DISTRIBUTION	429017	MEMBERSHIPS	200	200	0	0	0	200	0.00%
DISTRIBUTION	429018	PERMITS	6,000	6,000	0	2,070	2,070	3,930	34.50%
DISTRIBUTION	430001	EDUCATIONAL	100	100	0	0	0	100	0.00%
DISTRIBUTION	430004	AUDIO-VISUAL	200	200	0	0	0	200	0.00%
DISTRIBUTION	430006	PHOTOGRAPHY	100	100	0	0	0	100	0.00%
DISTRIBUTION	430009	OFFICE	200	200	0	0	0	200	0.00%
DISTRIBUTION	430011	CUSTODIAL	4,500	4,500	0	0	0	4,500	0.00%
DISTRIBUTION	430012	PERSONAL SAFETY	2,000	2,000	537	1,000	1,537	463	76.84%
DISTRIBUTION	430014	WEARING APPAREL	4,000	100	0	0	0	100	0.00%
DISTRIBUTION	430016	MEDICAL/LAB	200	200	0	0	0	200	0.00%
DISTRIBUTION	430030	SNOW CONTROL	500	500	0	0	0	500	0.00%
DISTRIBUTION	430031	ASPHALT	20,000	20,000	13,867	1,675	15,542	4,458	77.71%
DISTRIBUTION	430032	CONCRETE	8,500	8,500	4,000	0	4,000	4,500	47.06%
DISTRIBUTION	430033	STREET SIGN	500	500	0	0	0	500	0.00%
DISTRIBUTION	430034	TRAFFIC CONTROL	600	600	0	582	582	18	96.94%
DISTRIBUTION	430036	BLDG CONSTRUCTION	7,000	7,000	4,432	1,183	5,615	1,385	80.22%
DISTRIBUTION	430037	CHEMICALS	100	100	0	0	0	100	0.00%
DISTRIBUTION	430040	BOTANICAL	500	500	0	0	0	500	0.00%
DISTRIBUTION	430042	TOOLS & HARDWARE	7,500	7,500	0	176	176	7,324	2.35%
DISTRIBUTION	430050	MOTOR FUELS/LUBRICANTS	700	700	0	700	700	0	100.00%
DISTRIBUTION	430051	TIRES & BATTERIES	700	700	0	204	204	496	29.15%
DISTRIBUTION	430052	VEHICLE PARTS & SUPPLIES	2,000	2,000	0	773	773	1,227	38.64%
DISTRIBUTION	430055	MECH EQUIP PARTS	10,000	10,000	5,610	590	6,200	3,800	62.00%
DISTRIBUTION	430057	PIPE CONNECTIONS	22,000	22,000	19,540	1,060	20,600	1,400	93.64%
DISTRIBUTION	430058	WATER METERS	58,000	58,000	46,210	3,790	50,000	8,000	86.21%
DISTRIBUTION	430059	WATER METER REPAIR PARTS	25,000	25,000	12,568	8,584	21,152	3,848	84.61%
DISTRIBUTION	430060	FIRE HYDRANTS & VALVES	17,000	17,000	13,000	0	13,000	4,000	76.47%
DISTRIBUTION	430061	HYDRANT/VALVE REPAIR PART	5,000	5,000	3,615	885	4,500	500	90.00%
DISTRIBUTION	430062	GENERAL WATER SYSTEM	5,000	5,000	2,000	2,475	4,475	525	89.51%
DISTRIBUTION	430099	MISC SUPPLIES AND EXP	500	500	0	0	0	500	0.00%
DISTRIBUTION	453000	OPERATIONS EQUIPMENT	50,000	50,000	0	0	0	50,000	0.00%

City of Harrisburg

April YTD Expenditures - Budget To Actual - Line Item Detail

Budget Unit: 02200220

Budget Unit Title	Account Code ▲	Account Title	Adopted Budget	Amended Budget	Encumbrance	YTD Expense	Enc + YTD Expense	Available Balance	Percent
DISTRIBUTION	453030	MOTOR EQUIPMENT	0	0	0	0	0	0	
DISTRIBUTION	453049	LEASE PURCHASE	58,955	58,955	0	13,566	13,566	45,389	23.01%
02200220			1,868,091	1,868,091	133,399	409,317	542,716	1,325,375	29.05%

Budget Unit: 02200230

Budget Unit Title	Account Code ▲	Account Title	Adopted Budget	Amended Budget	Encumbrance	YTD Expense	Enc + YTD Expense	Available Balance	Percent
MAINTENANCE	414000	SALARIES & WAGES	754,398	754,398	0	225,004	225,004	529,394	29.83%
MAINTENANCE	415000	TEMPORARY	0	0	0	0	0	0	
MAINTENANCE	416000	OVERTIME	150,000	150,000	0	65,633	65,633	84,367	43.76%
MAINTENANCE	419001	SOCIAL SECURITY	69,188	69,188	0	22,234	22,234	46,954	32.14%
MAINTENANCE	419002	MEDICAL	209,460	209,460	0	26,756	26,756	182,704	12.77%
MAINTENANCE	419100	FRINGE BENEFITS	0	0	0	0	0	0	
MAINTENANCE	420010	ADVERTISING	500	500	0	0	0	500	0.00%
MAINTENANCE	420020	PRINTING	100	100	0	0	0	100	0.00%
MAINTENANCE	420030	PHOTOGRAPHY	250	250	0	0	0	250	0.00%
MAINTENANCE	420040	TELEPHONE	750	850	0	740	740	110	87.07%
MAINTENANCE	420050	POSTAGE	125	125	0	20	20	105	16.30%
MAINTENANCE	421030	CONSULTING	4,000	4,000	0	0	0	4,000	0.00%
MAINTENANCE	422000	SEWERAGE	276,000	276,000	0	60,803	60,803	215,197	22.03%
MAINTENANCE	422010	WATER	3,000	3,000	0	1,055	1,055	1,945	35.16%
MAINTENANCE	422020	ELECTRICITY	270,000	270,000	0	50,178	50,178	219,822	18.58%
MAINTENANCE	422030	HEAT	140,000	140,000	14,190	52,779	66,970	73,030	47.84%
MAINTENANCE	422080	SEWERAGE MAINT CHARGES	33,000	33,000	0	9,120	9,120	23,880	27.64%
MAINTENANCE	422090	REFUSE	6,000	6,000	0	1,782	1,782	4,218	29.70%
MAINTENANCE	424060	OTHER RENTALS	350	350	0	90	90	260	25.77%
MAINTENANCE	424061	UNIFORM RENTALS	0	5,200	3,606	1,594	5,200	0	100.00%
MAINTENANCE	425000	OFFICE EQUIPMENT	300	200	0	0	0	200	0.00%
MAINTENANCE	425010	VEHICULAR EQUIPMENT	2,500	2,500	0	2,500	2,500	0	100.00%
MAINTENANCE	425020	TRAFFIC SIGNALS	0	0	0	0	0	0	
MAINTENANCE	425030	BUILDING MAINT	14,000	14,000	11,269	2,612	13,881	119	99.15%
MAINTENANCE	425060	OPERATIONS EQUIPMENT	40,000	40,000	3,936	13,671	17,607	22,393	44.02%
MAINTENANCE	425090	MAINT SERV CONTRACT	3,000	3,000	0	0	0	3,000	0.00%
MAINTENANCE	425099	OTHER CONT MAINT	17,500	17,500	1,534	15,857	17,391	109	99.38%
MAINTENANCE	429001	TUITION/TRAINING	400	400	0	0	0	400	0.00%
MAINTENANCE	429003	GENERAL ADMIN. CHARGES	363,511	363,511	0	77,337	77,337	286,175	21.27%
MAINTENANCE	429005	NUISANCE	0	0	0	0	0	0	

City of Harrisburg

April YTD Expenditures - Budget To Actual - Line Item Detail

Budget Unit: 02200230

Budget Unit Title	Account Code ▲	Account Title	Adopted Budget	Amended Budget	Encumbrance	YTD Expense	Enc + YTD Expense	Available Balance	Percent
MAINTENANCE	429009	ADMIN/TRUSTEE FEE	20	20	0	10	10	10	48.75%
MAINTENANCE	429015	TRAVEL	400	400	0	0	0	400	0.00%
MAINTENANCE	429016	CONFERENCES	500	500	0	0	0	500	0.00%
MAINTENANCE	429017	MEMBERSHIPS	950	950	0	0	0	950	0.00%
MAINTENANCE	429018	PERMITS	0	0	0	0	0	0	
MAINTENANCE	429090	MISC CONTRACTED SRVCS	12,000	12,000	0	1,862	1,862	10,138	15.52%
MAINTENANCE	430001	EDUCATIONAL	250	250	0	0	0	250	0.00%
MAINTENANCE	430003	SUBSCRIPTIONS	100	100	0	0	0	100	0.00%
MAINTENANCE	430004	AUDIO-VISUAL	200	200	0	0	0	200	0.00%
MAINTENANCE	430009	OFFICE	0	0	0	0	0	0	
MAINTENANCE	430012	PERSONAL SAFETY	2,000	2,000	0	0	0	2,000	0.00%
MAINTENANCE	430013	FIREFIGHTING	2,000	2,000	0	0	0	2,000	0.00%
MAINTENANCE	430014	WEARING APPAREL	5,200	0	0	0	0	0	
MAINTENANCE	430016	MEDICAL/LAB	9,000	9,000	5,186	2,314	7,500	1,500	83.33%
MAINTENANCE	430030	SNOW CONTROL	550	550	0	0	0	550	0.00%
MAINTENANCE	430032	CONCRETE	1,000	1,000	0	0	0	1,000	0.00%
MAINTENANCE	430036	BLDG CONSTRUCTION	10,000	10,000	2,500	0	2,500	7,500	25.00%
MAINTENANCE	430037	CHEMICALS	250,000	250,000	180,812	68,821	249,633	367	99.85%
MAINTENANCE	430040	BOTANICAL	500	500	0	0	0	500	0.00%
MAINTENANCE	430042	TOOLS & HARDWARE	8,000	8,000	2,410	1,268	3,678	4,322	45.98%
MAINTENANCE	430050	MOTOR FUELS/LUBRICANTS	4,000	4,000	0	4,000	4,000	0	100.00%
MAINTENANCE	430051	TIRES & BATTERIES	1,000	1,000	0	240	240	760	23.99%
MAINTENANCE	430052	VEHICLE PARTS & SUPPLIES	5,500	5,500	0	2,437	2,437	3,063	44.30%
MAINTENANCE	430055	MECH EQUIP PARTS	15,000	15,000	9,856	1,849	11,706	3,294	78.04%
MAINTENANCE	430057	PIPE CONNECTIONS	5,000	5,000	2,517	614	3,131	1,869	62.63%
MAINTENANCE	430062	GENERAL WATER SYSTEM	8,000	8,000	2,000	3,192	5,192	2,808	64.90%
MAINTENANCE	430099	MISC SUPPLIES AND EXP	1,000	1,000	0	779	779	221	77.88%
MAINTENANCE	453000	OPERATIONS EQUIPMENT	0	0	0	0	0	0	
MAINTENANCE	453030	MOTOR EQUIPMENT	0	0	0	0	0	0	
MAINTENANCE	453033	EQUIPMENT-ROAD CONSTRUCT	0	0	0	0	0	0	
MAINTENANCE	453049	LEASE PURCHASE	51,842	51,842	0	22,872	22,872	28,970	44.12%
MAINTENANCE	457000	PLANT EQUIPMENT	0	0	0	0	0	0	
MAINTENANCE	458050	DAMS AND FLOOD PROTECTION	0	0	0	0	0	0	
02200230			2,752,344	2,752,344	239,816	740,023	979,839	1,772,505	35.60%

City of Harrisburg

April YTD Expenditures - Budget To Actual - Line Item Detail

Budget Unit: 07700703

Budget Unit Title	Account Code ▲	Account Title	Adopted Budget	Amended Budget	Encumbrance	YTD Expense	Enc + YTD Expense	Available Balance	Percent
PA INFRA BANK NOTES	447030	GO INTEREST PMT	76,112	76,112	0	73,377	73,377	2,735	96.41%
PA INFRA BANK NOTES	448030	GO PRINCIPAL PMT	291,630	291,630	0	224,365	224,365	67,264	76.94%
07700703			367,742	367,742	0	297,742	297,742	69,999	80.97%

Budget Unit: 07700704

Budget Unit Title	Account Code ▲	Account Title	Adopted Budget	Amended Budget	Encumbrance	YTD Expense	Enc + YTD Expense	Available Balance	Percent
CAPITAL LEASE	447030	GO INTEREST PMT	98,890	98,890	0	55,674	55,674	43,217	56.30%
CAPITAL LEASE	448030	GO PRINCIPAL PMT	1,322,165	1,322,165	0	655,021	655,021	667,145	49.54%
07700704			1,421,056	1,421,056	0	710,694	710,694	710,361	50.01%

Budget Unit: 07700706

Budget Unit Title	Account Code ▲	Account Title	Adopted Budget	Amended Budget	Encumbrance	YTD Expense	Enc + YTD Expense	Available Balance	Percent
2006 COMMERCE BANK NOTE	447030	GO INTEREST PMT	64,542	64,542	0	0	0	64,542	0.00%
2006 COMMERCE BANK NOTE	448030	GO PRINCIPAL PMT	785,000	785,000	0	0	0	785,000	0.00%
07700706			849,542	849,542	0	0	0	849,542	0.00%

Budget Unit: 07700709

Budget Unit Title	Account Code ▲	Account Title	Adopted Budget	Amended Budget	Encumbrance	YTD Expense	Enc + YTD Expense	Available Balance	Percent
REV BONDS SER A-2 OF 2005	447030	GO INTEREST PMT	396,825	396,825	0	0	0	396,825	0.00%
REV BONDS SER A-2 OF 2005	448030	GO PRINCIPAL PMT	260,000	260,000	0	0	0	260,000	0.00%
07700709			656,825	656,825	0	0	0	656,825	0.00%

Budget Unit: 07700711

Budget Unit Title	Account Code ▲	Account Title	Adopted Budget	Amended Budget	Encumbrance	YTD Expense	Enc + YTD Expense	Available Balance	Percent
DCED ALT LOAN	447030	GO INTEREST PMT	3,000	3,000	0	0	0	3,000	0.00%
DCED ALT LOAN	448030	GO PRINCIPAL PMT	22,000	22,000	0	0	0	22,000	0.00%
07700711			25,000	25,000	0	0	0	25,000	0.00%

Budget Unit: 07700795

Budget Unit Title	Account Code ▲	Account Title	Adopted Budget	Amended Budget	Encumbrance	YTD Expense	Enc + YTD Expense	Available Balance	Percent
GO BONDS SER A-B OF 95	447030	GO INTEREST PMT	0	0	0	0	0	0	

City of Harrisburg

April YTD Expenditures - Budget To Actual - Line Item Detail

Budget Unit: 07700795

Budget Unit Title	Account Code ▲	Account Title	Adopted Budget	Amended Budget	Encumbrance	YTD Expense	Enc + YTD Expense	Available Balance	Percent
GO BONDS SER A-B OF 95	448030	GO PRINCIPAL PMT	0	0	0	0	0	0	
07700795			0	0	0	0	0	0	

Budget Unit: 07700796

Budget Unit Title	Account Code ▲	Account Title	Adopted Budget	Amended Budget	Encumbrance	YTD Expense	Enc + YTD Expense	Available Balance	Percent
GO BONDS SER A1 OF 97	447030	GO INTEREST PMT	0	0	0	0	0	0	
GO BONDS SER A1 OF 97	448030	GO PRINCIPAL PMT	0	0	0	0	0	0	
07700796			0	0	0	0	0	0	

Budget Unit: 07700797

Budget Unit Title	Account Code ▲	Account Title	Adopted Budget	Amended Budget	Encumbrance	YTD Expense	Enc + YTD Expense	Available Balance	Percent
GO SER D-F OF 97	448030	GO PRINCIPAL PMT	8,665,000	8,665,000	0	0	0	8,665,000	0.00%
07700797			8,665,000	8,665,000	0	0	0	8,665,000	0.00%

Budget Unit: 20062020

Budget Unit Title	Account Code ▲	Account Title	Adopted Budget	Amended Budget	Encumbrance	YTD Expense	Enc + YTD Expense	Available Balance	Percent
OPERATIONS	422060	POWER-STREET LIGHTS	730,000	730,000	0	454,289	454,289	275,711	62.23%
OPERATIONS	422070	POWER-TRAFFIC LIGHTS	45,000	45,000	0	20,526	20,526	24,474	45.61%
OPERATIONS	423002	STOP/LOSS PREMIUM	0	0	0	0	0	0	
OPERATIONS	423021	GEN LIAB DEDUCT	0	0	0	0	0	0	
OPERATIONS	425010	VEHICULAR EQUIPMENT	45,000	45,000	0	28,569	28,569	16,431	63.49%
OPERATIONS	425099	OTHER CONT MAINT	0	0	0	0	0	0	
OPERATIONS	429009	ADMIN/TRUSTEE FEE	0	0	0	0	0	0	
OPERATIONS	430030	SNOW CONTROL	54,453	54,453	32,537	21,463	54,000	453	99.17%
OPERATIONS	430031	ASPHALT	0	0	0	0	0	0	
OPERATIONS	430032	CONCRETE	0	0	0	0	0	0	
OPERATIONS	430033	STREET SIGN	826	826	0	0	0	826	0.00%
OPERATIONS	430034	TRAFFIC CONTROL	0	0	0	0	0	0	
OPERATIONS	430038	SEWER GRATES/MANHOLE CVR	3,000	3,000	1,678	322	2,000	1,000	66.67%
OPERATIONS	430050	MOTOR FUELS/LUBRICANTS	30,000	30,000	0	20,971	20,971	9,029	69.90%
OPERATIONS	430051	TIRES & BATTERIES	10,000	10,000	0	2,840	2,840	7,160	28.40%
OPERATIONS	430052	VEHICLE PARTS & SUPPLIES	27,000	27,000	0	10,820	10,820	16,180	40.08%

City of Harrisburg

April YTD Expenditures - Budget To Actual - Line Item Detail

Budget Unit: 20062020

Budget Unit Title	Account Code	Account Title	Adopted Budget	Amended Budget	Encumbrance	YTD Expense	Enc + YTD Expense	Available Balance	Percent
OPERATIONS	430099	MISC SUPPLIES AND EXP	0	0	0	0	0	0	
OPERATIONS	453099	EQUIPMENT-OTHER	0	0	0	0	0	0	
OPERATIONS	458030	STREETLIGHTS	0	0	0	0	0	0	
OPERATIONS	481007	DEBT SERVICE FUND TRANS	0	0	0	0	0	0	
20062020			945,279	945,279	34,215	559,801	594,015	351,264	62.84%

Budget Unit: 27272710

Budget Unit Title	Account Code	Account Title	Adopted Budget	Amended Budget	Encumbrance	YTD Expense	Enc + YTD Expense	Available Balance	Percent
OPERATIONS	414000	SALARIES & WAGES	815,493	815,493	0	257,353	257,353	558,140	31.56%
OPERATIONS	415000	TEMPORARY	0	0	0	0	0	0	
OPERATIONS	416000	OVERTIME	20,000	20,000	0	11,125	11,125	8,875	55.62%
OPERATIONS	417000	SICK LEAVE BUY-BACK	3,600	3,600	0	0	0	3,600	0.00%
OPERATIONS	419001	SOCIAL SECURITY	64,612	64,612	0	20,539	20,539	44,073	31.79%
OPERATIONS	419002	MEDICAL	327,462	327,462	0	42,617	42,617	284,845	13.01%
OPERATIONS	419005	SEVERANCE PAY	5,500	5,500	0	0	0	5,500	0.00%
OPERATIONS	419010	UNEMPLOYMENT COMPENSAT	5,000	10,308	0	10,296	10,296	12	99.88%
OPERATIONS	419011	WORKERS' COMP-ADJ FEES	4,950	4,950	3,654	1,296	4,950	0	100.00%
OPERATIONS	419012	LOSS TIME & MED	50,000	50,000	0	13,644	13,644	36,356	27.29%
OPERATIONS	419014	STATE FEES & ASSESSMENTS	2,500	2,500	0	0	0	2,500	0.00%
OPERATIONS	419015	EXCESS POLICY & BOND	3,000	3,000	0	0	0	3,000	0.00%
OPERATIONS	420010	ADVERTISING	0	0	0	0	0	0	
OPERATIONS	420020	PRINTING	2,000	2,800	0	1,809	1,809	991	64.60%
OPERATIONS	420040	TELEPHONE	300	300	0	0	0	300	0.00%
OPERATIONS	420050	POSTAGE	1,000	1,000	0	0	0	1,000	0.04%
OPERATIONS	421010	LEGAL	0	0	0	0	0	0	
OPERATIONS	421020	AUDIT	4,000	4,000	0	0	0	4,000	0.00%
OPERATIONS	421040	COLLECTION(OPT & LIENS)	1,250	1,250	0	0	0	1,250	0.00%
OPERATIONS	421050	OTHER PROFESSIONAL FEES	175	175	0	0	0	175	0.00%
OPERATIONS	421070	ARBITRATION	0	0	0	0	0	0	
OPERATIONS	422000	SEWERAGE	100	100	0	0	0	100	0.00%
OPERATIONS	422010	WATER	500	500	0	0	0	500	0.00%
OPERATIONS	422080	SEWERAGE MAINT CHARGES	100	100	0	0	0	100	0.00%
OPERATIONS	422090	REFUSE	1,000	1,000	0	0	0	1,000	0.00%

City of Harrisburg

April YTD Expenditures - Budget To Actual - Line Item Detail

Budget Unit: 27272710

Budget Unit Title	Account Code ▲	Account Title	Adopted Budget	Amended Budget	Encumbrance	YTD Expense	Enc + YTD Expense	Available Balance	Percent
OPERATIONS	423002	STOP/LOSS PREMIUM	21,500	21,500	0	4,560	4,560	16,940	21.21%
OPERATIONS	423010	AUTOMOBILE PREM	21,000	21,000	0	11,235	11,235	9,765	53.50%
OPERATIONS	423011	AUTO DEDUCT	15,000	15,000	0	2,728	2,728	12,272	18.19%
OPERATIONS	423020	GENERAL LIABILITY PREM	5,011	5,011	0	1,962	1,962	3,049	39.15%
OPERATIONS	423021	GEN LIAB DEDUCT	3,200	3,196	0	0	0	3,196	0.00%
OPERATIONS	423095	EXCESS LIABILITY	1,196	1,200	0	1,200	1,200	0	100.00%
OPERATIONS	424000	VEHICULAR EQUIPMENT	2,000	800	0	0	0	800	0.00%
OPERATIONS	424061	UNIFORM RENTALS	0	8,018	5,194	2,824	8,018	0	100.00%
OPERATIONS	425010	VEHICULAR EQUIPMENT	98,600	98,600	4,063	43,366	47,429	51,171	48.10%
OPERATIONS	425030	BUILDING MAINT	1,000	1,000	250	242	492	508	49.18%
OPERATIONS	425050	COMMUNICATIONS EQUIPMENT	1,200	1,200	0	0	0	1,200	0.00%
OPERATIONS	425090	MAINT SERV CONTRACT	25,772	24,472	249	20,119	20,369	4,104	83.23%
OPERATIONS	429003	GENERAL ADMIN. CHARGES	957,745	957,745	0	242,052	242,052	715,693	25.27%
OPERATIONS	429005	NUISANCE	500	500	0	0	0	500	0.00%
OPERATIONS	429009	ADMIN/TRUSTEE FEE	200	200	0	77	77	123	38.45%
OPERATIONS	429012	LAUNDRY	10,000	1,982	0	0	0	1,982	0.00%
OPERATIONS	429013	INCINERATOR TRUCK PERMIT	4,600	4,600	0	4,250	4,250	350	92.39%
OPERATIONS	429015	TRAVEL	0	0	0	0	0	0	
OPERATIONS	429016	CONFERENCES	0	0	0	0	0	0	
OPERATIONS	429017	MEMBERSHIPS	0	0	0	0	0	0	
OPERATIONS	429025	DISASTER RECOVERY SYSTEM	0	0	0	0	0	0	
OPERATIONS	429090	MISC CONTRACTED SRVCS	10,000	7,100	1,950	2,565	4,515	2,585	63.60%
OPERATIONS	429095	BANK SERV CHARGES	0	2,400	0	2,665	2,665	-265	111.06%
OPERATIONS	430002	SOFTWARE	15,269	15,269	10,292	4,977	15,269	0	100.00%
OPERATIONS	430003	SUBSCRIPTIONS	0	0	0	0	0	0	
OPERATIONS	430005	DUPLICATING	280	280	0	273	273	7	97.50%
OPERATIONS	430006	PHOTOGRAPHY	0	0	0	0	0	0	
OPERATIONS	430008	DATA PROCESSING	0	0	0	0	0	0	
OPERATIONS	430009	OFFICE	1,000	1,000	0	529	529	471	52.85%
OPERATIONS	430011	CUSTODIAL	2,000	1,500	1,000	0	1,000	500	66.67%
OPERATIONS	430012	PERSONAL SAFETY	500	500	0	0	0	500	0.00%
OPERATIONS	430013	FIREFIGHTING	0	0	0	0	0	0	

City of Harrisburg

April YTD Expenditures - Budget To Actual - Line Item Detail

Budget Unit: 27272710

Budget Unit Title	Account Code ▲	Account Title	Adopted Budget	Amended Budget	Encumbrance	YTD Expense	Enc + YTD Expense	Available Balance	Percent
OPERATIONS	430014	WEARING APPAREL	4,500	4,500	3,656	844	4,500	0	100.00%
OPERATIONS	430037	CHEMICALS	0	0	0	0	0	0	
OPERATIONS	430042	TOOLS & HARDWARE	500	500	250	0	250	250	50.00%
OPERATIONS	430049	TRASH REMOVAL	1,500	3,000	14	986	1,000	2,000	33.33%
OPERATIONS	430050	MOTOR FUELS/LUBRICANTS	90,000	90,000	0	37,553	37,553	52,447	41.73%
OPERATIONS	430051	TIRES & BATTERIES	11,000	11,000	0	4,152	4,152	6,848	37.75%
OPERATIONS	430052	VEHICLE PARTS & SUPPLIES	65,000	60,892	0	6,458	6,458	54,434	10.61%
OPERATIONS	430099	MISC SUPPLIES AND EXP	0	0	0	0	0	0	
OPERATIONS	439015	OFFICE EQUIPMENT	2,000	2,000	0	0	0	2,000	0.00%
OPERATIONS	453004	EQUIPMENT-VEHICLE	0	0	0	0	0	0	
OPERATIONS	453030	MOTOR EQUIPMENT	0	0	0	0	0	0	
OPERATIONS	453049	LEASE PURCHASE	43,909	63,909	0	54,284	54,284	9,625	84.94%
OPERATIONS	453051	EQUIPMENT-DATA PROCESSING	0	0	0	0	0	0	
OPERATIONS	453099	EQUIPMENT-OTHER	0	0	0	0	0	0	
OPERATIONS	454032	AUTOMOTIVE EQUIPMENT	0	0	0	0	0	0	
OPERATIONS	455003	EQUIPMENT	0	0	0	0	0	0	
OPERATIONS	455004	MOTOR EQUIPMENT	0	0	0	0	0	0	
OPERATIONS	463000	MATCHING SHARE GRANTS	0	0	0	0	0	0	
OPERATIONS	481001	GENERAL FUND TRANSFERS	1,688,939	1,668,939	0	549,234	549,234	1,119,705	32.91%
OPERATIONS	481028	LANDFILL/INCIN UTILITY FD	0	0	0	0	0	0	
OPERATIONS	481055	LIABILITY INSURANCE CLAIM	0	0	0	0	0	0	
OPERATIONS	486000	PYMT OF PRIOR YR EXPEND.	0	0	0	0	0	0	
27272710			4,417,463	4,417,463	30,572	1,357,814	1,388,386	3,029,077	31.43%

Budget Unit: 29292910

Budget Unit Title	Account Code ▲	Account Title	Adopted Budget	Amended Budget	Encumbrance	YTD Expense	Enc + YTD Expense	Available Balance	Percent
ADMINISTRATION	414000	SALARIES & WAGES	240,936	240,936	0	83,007	83,007	157,929	34.45%
ADMINISTRATION	416000	OVERTIME	500	500	0	0	0	500	0.00%
ADMINISTRATION	417000	SICK LEAVE BUY-BACK	2,400	2,400	0	0	0	2,400	0.00%
ADMINISTRATION	419001	SOCIAL SECURITY	19,802	19,802	0	6,350	6,350	13,452	32.07%
ADMINISTRATION	419002	MEDICAL	134,761	134,761	0	21,328	21,328	113,433	15.83%

City of Harrisburg

April YTD Expenditures - Budget To Actual - Line Item Detail

Budget Unit: 29292910

Budget Unit Title	Account Code ▲	Account Title	Adopted Budget	Amended Budget	Encumbrance	YTD Expense	Enc + YTD Expense	Available Balance	Percent
ADMINISTRATION	419005	SEVERANCE PAY	15,000	15,000	0	0	0	15,000	0.00%
ADMINISTRATION	419010	UNEMPLOYMENT COMPENSAT	8,000	8,000	0	0	0	8,000	0.00%
ADMINISTRATION	419011	WORKERS' COMP-ADJ FEES	2,000	2,000	1,218	432	1,650	350	82.50%
ADMINISTRATION	419012	LOSS TIME & MED	4,682	9,682	0	7,436	7,436	2,246	76.80%
ADMINISTRATION	419014	STATE FEES & ASSESSMENTS	1,300	1,300	0	0	0	1,300	0.00%
ADMINISTRATION	419015	EXCESS POLICY & BOND	4,000	4,000	0	0	0	4,000	0.00%
ADMINISTRATION	420010	ADVERTISING	1,000	1,000	0	0	0	1,000	0.00%
ADMINISTRATION	420020	PRINTING	6,400	6,400	0	6,156	6,156	244	96.18%
ADMINISTRATION	420040	TELEPHONE	16,000	16,000	0	3,085	3,085	12,915	19.28%
ADMINISTRATION	420050	POSTAGE	1,100	1,100	0	197	197	903	17.88%
ADMINISTRATION	421010	LEGAL	0	0	0	0	0	0	
ADMINISTRATION	421020	AUDIT	21,930	21,930	0	0	0	21,930	0.00%
ADMINISTRATION	421030	CONSULTING	12,000	12,000	8,000	284	8,284	3,716	69.03%
ADMINISTRATION	421040	COLLECTION(OPT & LIENS)	0	0	0	0	0	0	
ADMINISTRATION	421050	OTHER PROFESSIONAL FEES	90,000	90,000	27,184	27,816	55,000	35,000	61.11%
ADMINISTRATION	423002	STOP/LOSS PREMIUM	25,600	25,600	0	8,857	8,857	16,743	34.60%
ADMINISTRATION	423010	AUTOMOBILE PREM	19,000	19,000	0	9,961	9,961	9,039	52.43%
ADMINISTRATION	423011	AUTO DEDUCT	10,000	7,500	0	0	0	7,500	0.00%
ADMINISTRATION	423020	GENERAL LIABILITY PREM	50,000	50,000	0	18,588	18,588	31,412	37.18%
ADMINISTRATION	423030	BOILER	0	7,000	0	5,167	5,167	1,833	73.82%
ADMINISTRATION	423040	PROPERTY & CRIME PREM	128,376	128,376	0	41,742	41,742	86,634	32.52%
ADMINISTRATION	423041	PROPERTY DEDUCT	8,000	8,000	0	0	0	8,000	0.00%
ADMINISTRATION	423050	INLAND MARINE	30,000	30,000	0	0	0	30,000	0.00%
ADMINISTRATION	423060	FLOOD PREM	100,000	100,000	0	0	0	100,000	0.00%
ADMINISTRATION	423090	PUBLIC OFF PREM	41,294	41,294	0	28,638	28,638	12,657	69.35%
ADMINISTRATION	423095	EXCESS LIABILITY	13,000	13,000	0	11,400	11,400	1,600	87.69%
ADMINISTRATION	423097	TERRORISM	11,000	4,000	0	0	0	4,000	0.00%
ADMINISTRATION	424061	UNIFORM RENTALS	0	9,986	6,816	3,170	9,986	0	100.00%
ADMINISTRATION	425080	SERVICE CONTRACTS	0	0	0	0	0	0	
ADMINISTRATION	425090	MAINT SERV CONTRACT	28,888	28,888	3,959	24,304	28,263	624	97.84%
ADMINISTRATION	429001	TUITION/TRAINING	500	500	0	0	0	500	0.00%
ADMINISTRATION	429003	GENERAL ADMIN.	2,830,617	2,825,617	0	522,559	522,559	2,303,058	18.49%

City of Harrisburg

April YTD Expenditures - Budget To Actual - Line Item Detail

Budget Unit: 29292910

Budget Unit Title	Account Code ▲	Account Title	Adopted Budget	Amended Budget	Encumbrance	YTD Expense	Enc + YTD Expense	Available Balance	Percent
		CHARGES							
ADMINISTRATION	429009	ADMIN/TRUSTEE FEE	0	0	0	0	0	0	
ADMINISTRATION	429012	LAUNDRY	10,000	14	0	0	0	14	0.00%
ADMINISTRATION	429015	TRAVEL	0	0	0	0	0	0	
ADMINISTRATION	429016	CONFERENCES	300	300	0	55	55	245	18.24%
ADMINISTRATION	429017	MEMBERSHIPS	150	150	0	0	0	150	0.00%
ADMINISTRATION	429025	DISASTER RECOVERY SYSTEM	9,584	9,584	0	0	0	9,584	0.00%
ADMINISTRATION	429090	MISC CONTRACTED SRVCS	0	0	0	0	0	0	
ADMINISTRATION	429095	BANK SERV CHARGES	0	2,500	0	2,407	2,407	93	96.29%
ADMINISTRATION	430002	SOFTWARE	16,876	16,876	10,785	5,215	16,000	876	94.81%
ADMINISTRATION	430003	SUBSCRIPTIONS	330	330	0	0	0	330	0.00%
ADMINISTRATION	430006	PHOTOGRAPHY	0	0	0	0	0	0	
ADMINISTRATION	430008	DATA PROCESSING	0	0	0	0	0	0	
ADMINISTRATION	430009	OFFICE	4,450	4,450	2,108	292	2,400	2,050	53.93%
ADMINISTRATION	430099	MISC SUPPLIES AND EXP	0	0	0	0	0	0	
ADMINISTRATION	439015	OFFICE EQUIPMENT	0	0	0	0	0	0	
ADMINISTRATION	447030	GO INTEREST PMT	0	0	0	0	0	0	
ADMINISTRATION	448030	GO PRINCIPAL PMT	0	0	0	0	0	0	
ADMINISTRATION	449030	LEASE/RENTL DEBT	390,000	390,000	0	107,750	107,750	282,250	27.63%
ADMINISTRATION	449031	PENNVEST	359,124	359,124	0	188,596	188,596	170,528	52.52%
ADMINISTRATION	452000	BUILDINGS AND STRUCTURES	0	0	0	0	0	0	
ADMINISTRATION	452008	PLANT IMPROVEMENTS	0	0	0	0	0	0	
ADMINISTRATION	453000	OPERATIONS EQUIPMENT	0	0	0	0	0	0	
ADMINISTRATION	453051	EQUIPMENT-DATA PROCESSING	0	0	0	0	0	0	
ADMINISTRATION	455001	LAND IMPROVEMENTS	0	0	0	0	0	0	
ADMINISTRATION	455002	BUILDINGS AND STRUCTURES	0	0	0	0	0	0	
ADMINISTRATION	455003	EQUIPMENT	0	0	0	0	0	0	
ADMINISTRATION	455004	MOTOR EQUIPMENT	0	0	0	0	0	0	
ADMINISTRATION	455006	MAINS AND ACCESSORIES	0	0	0	0	0	0	
ADMINISTRATION	455007	PLANT EQUIPMENT	0	0	0	0	0	0	

City of Harrisburg

April YTD Expenditures - Budget To Actual - Line Item Detail

Budget Unit: 29292910

Budget Unit Title	Account Code ▲	Account Title	Adopted Budget	Amended Budget	Encumbrance	YTD Expense	Enc + YTD Expense	Available Balance	Percent
ADMINISTRATION	455008	INFRASTRUCTURE	0	0	0	0	0	0	
ADMINISTRATION	481055	LIABILITY INSURANCE CLAIM	0	0	0	0	0	0	
ADMINISTRATION	485002	FINES AND SETTLEMENTS	0	0	0	0	0	0	
ADMINISTRATION	486000	PYMT OF PRIOR YR EXPEND.	0	0	0	0	0	0	

29292910 **4,668,900 4,668,900 60,070 1,134,790 1,194,860 3,474,041 25.59%**

Budget Unit: 29292920

Budget Unit Title	Account Code ▲	Account Title	Adopted Budget	Amended Budget	Encumbrance	YTD Expense	Enc + YTD Expense	Available Balance	Percent
OPERATIONS	414000	SALARIES & WAGES	888,030	888,030	0	297,675	297,675	590,355	33.52%
OPERATIONS	416000	OVERTIME	226,253	226,253	0	65,716	65,716	160,537	29.05%
OPERATIONS	419001	SOCIAL SECURITY	85,244	85,244	0	27,799	27,799	57,445	32.61%
OPERATIONS	419002	MEDICAL	265,316	265,316	0	31,804	31,804	233,512	11.99%
OPERATIONS	422000	SEWERAGE	0	0	0	0	0	0	
OPERATIONS	422010	WATER	110,000	110,000	0	19,169	19,169	90,831	17.43%
OPERATIONS	422020	ELECTRICITY	995,000	995,000	0	306,868	306,868	688,132	30.84%
OPERATIONS	422030	HEAT	125,500	125,500	23,000	8,257	31,257	94,243	24.91%
OPERATIONS	422090	REFUSE	745,000	745,000	527,550	92,010	619,559	125,441	83.16%
OPERATIONS	424010	HEAVY EQUIPMENT	0	0	0	0	0	0	
OPERATIONS	424060	OTHER RENTALS	1,000	1,000	0	420	420	580	42.00%
OPERATIONS	425080	SERVICE CONTRACTS	162,360	182,360	135,979	26,575	162,554	19,806	89.14%
OPERATIONS	425090	MAINT SERV CONTRACT	0	0	0	0	0	0	
OPERATIONS	425099	OTHER CONT MAINT	40,000	40,000	21,127	7,973	29,100	10,900	72.75%
OPERATIONS	429001	TUITION/TRAINING	0	0	0	0	0	0	
OPERATIONS	429003	GENERAL ADMIN. CHARGES	2,958,403	2,938,403	0	530,949	530,949	2,407,454	18.07%
OPERATIONS	429009	ADMIN/TRUSTEE FEE	0	0	0	0	0	0	
OPERATIONS	429012	LAUNDRY	0	0	0	0	0	0	
OPERATIONS	429015	TRAVEL	0	0	0	0	0	0	
OPERATIONS	429016	CONFERENCES	0	0	0	0	0	0	
OPERATIONS	429017	MEMBERSHIPS	0	0	0	0	0	0	
OPERATIONS	429090	MISC CONTRACTED SRVCS	0	0	0	0	0	0	
OPERATIONS	430006	PHOTOGRAPHY	0	0	0	0	0	0	
OPERATIONS	430008	DATA PROCESSING	0	0	0	0	0	0	
OPERATIONS	430011	CUSTODIAL	7,000	5,500	3,794	1,206	5,000	500	90.91%

City of Harrisburg

April YTD Expenditures - Budget To Actual - Line Item Detail

Budget Unit: 29292920

Budget Unit Title	Account Code ▲	Account Title	Adopted Budget	Amended Budget	Encumbrance	YTD Expense	Enc + YTD Expense	Available Balance	Percent
OPERATIONS	430012	PERSONAL SAFETY	1,000	2,500	2,288	212	2,500	0	100.00%
OPERATIONS	430013	FIREFIGHTING	0	0	0	0	0	0	
OPERATIONS	430016	MEDICAL/LAB	90,000	90,000	70,576	17,628	88,204	1,796	98.00%
OPERATIONS	430037	CHEMICALS	332,700	332,700	308,796	6,555	315,351	17,349	94.79%
OPERATIONS	430055	MECH EQUIP PARTS	0	0	0	0	0	0	
OPERATIONS	430099	MISC SUPPLIES AND EXP	412,500	412,500	0	220,000	220,000	192,500	53.33%
OPERATIONS	439015	OFFICE EQUIPMENT	0	0	0	0	0	0	
OPERATIONS	439030	VEHICULAR EQUIPMENT	0	0	0	0	0	0	
OPERATIONS	453000	OPERATIONS EQUIPMENT	0	0	0	0	0	0	
OPERATIONS	453030	MOTOR EQUIPMENT	0	0	0	0	0	0	
OPERATIONS	453090	OTHER CAPITAL EQUIPMENT	0	0	0	0	0	0	
29292920			7,445,306	7,445,306	1,093,110	1,660,817	2,753,927	4,691,380	36.99%

Budget Unit: 29292930

Budget Unit Title	Account Code ▲	Account Title	Adopted Budget	Amended Budget	Encumbrance	YTD Expense	Enc + YTD Expense	Available Balance	Percent
MAINTENANCE	414000	SALARIES & WAGES	414,086	414,086	0	94,395	94,395	319,691	22.80%
MAINTENANCE	416000	OVERTIME	5,855	5,855	0	0	0	5,855	0.00%
MAINTENANCE	419001	SOCIAL SECURITY	32,125	32,125	0	7,221	7,221	24,904	22.48%
MAINTENANCE	419002	MEDICAL	136,640	136,640	0	14,050	14,050	122,590	10.28%
MAINTENANCE	425010	VEHICULAR EQUIPMENT	10,000	10,000	0	5,801	5,801	4,199	58.01%
MAINTENANCE	425030	BUILDING MAINT	0	0	0	0	0	0	
MAINTENANCE	425060	OPERATIONS EQUIPMENT	5,200	5,200	1,600	0	1,600	3,600	30.77%
MAINTENANCE	429003	GENERAL ADMIN. CHARGES	561,301	561,301	0	95,836	95,836	465,465	17.07%
MAINTENANCE	429012	LAUNDRY	0	0	0	0	0	0	
MAINTENANCE	429015	TRAVEL	0	0	0	0	0	0	
MAINTENANCE	429016	CONFERENCES	0	0	0	0	0	0	
MAINTENANCE	429017	MEMBERSHIPS	0	0	0	0	0	0	
MAINTENANCE	429090	MISC CONTRACTED SRVCS	6,000	6,000	0	375	375	5,625	6.25%
MAINTENANCE	430002	SOFTWARE	0	0	0	0	0	0	
MAINTENANCE	430006	PHOTOGRAPHY	0	0	0	0	0	0	
MAINTENANCE	430008	DATA PROCESSING	0	0	0	0	0	0	
MAINTENANCE	430012	PERSONAL SAFETY	300	6,000	5,371	629	6,000	0	100.00%
MAINTENANCE	430016	MEDICAL/LAB	0	0	0	0	0	0	

City of Harrisburg

April YTD Expenditures - Budget To Actual - Line Item Detail

Budget Unit: 29292930

Budget Unit Title	Account Code▲	Account Title	Adopted Budget	Amended Budget	Encumbrance	YTD Expense	Enc + YTD Expense	Available Balance	Percent
MAINTENANCE	430030	SNOW CONTROL	0	0	0	0	0	0	
MAINTENANCE	430031	ASPHALT	0	0	0	0	0	0	
MAINTENANCE	430032	CONCRETE	0	0	0	0	0	0	
MAINTENANCE	430036	BLDG CONSTRUCTION	0	0	0	0	0	0	
MAINTENANCE	430037	CHEMICALS	0	0	0	0	0	0	
MAINTENANCE	430040	BOTANICAL	0	0	0	0	0	0	
MAINTENANCE	430042	TOOLS & HARDWARE	5,000	5,000	0	26	26	4,974	0.51%
MAINTENANCE	430045	UTILITY PLANT FUELS/LUBE	10,000	10,000	9,264	0	9,264	736	92.64%
MAINTENANCE	430050	MOTOR FUELS/LUBRICANTS	15,250	15,250	0	4,138	4,138	11,112	27.13%
MAINTENANCE	430051	TIRES & BATTERIES	2,800	2,800	0	1,933	1,933	867	69.04%
MAINTENANCE	430052	VEHICLE PARTS & SUPPLIES	10,000	10,000	0	463	463	9,537	4.63%
MAINTENANCE	430055	MECH EQUIP PARTS	195,000	189,300	93,601	35,735	129,336	59,964	68.32%
MAINTENANCE	430057	PIPE CONNECTIONS	13,000	13,000	10,335	165	10,500	2,500	80.77%
MAINTENANCE	430099	MISC SUPPLIES AND EXP	16,000	16,000	0	678	678	15,322	4.24%
MAINTENANCE	439010	LAND IMPROVEMENTS	0	0	0	0	0	0	
MAINTENANCE	439015	OFFICE EQUIPMENT	0	0	0	0	0	0	
MAINTENANCE	439030	VEHICULAR EQUIPMENT	0	0	0	0	0	0	
MAINTENANCE	439070	PLANT EQUIPMENT	0	0	0	0	0	0	
MAINTENANCE	453030	MOTOR EQUIPMENT	0	0	0	0	0	0	
MAINTENANCE	453099	EQUIPMENT-OTHER	0	0	0	0	0	0	
MAINTENANCE	457000	PLANT EQUIPMENT	86,400	86,400	0	0	0	86,400	0.00%
29292930			1,524,957	1,524,957	120,170	261,444	381,614	1,143,343	25.02%

Budget Unit: 29292940

Budget Unit Title	Account Code▲	Account Title	Adopted Budget	Amended Budget	Encumbrance	YTD Expense	Enc + YTD Expense	Available Balance	Percent
FIELD MAINTENANCE	414000	SALARIES & WAGES	179,808	179,808	0	58,019	58,019	121,789	32.27%
FIELD MAINTENANCE	416000	OVERTIME	19,387	19,387	0	5,690	5,690	13,697	29.35%
FIELD MAINTENANCE	419001	SOCIAL SECURITY	15,238	15,238	0	4,874	4,874	10,364	31.98%
FIELD MAINTENANCE	419002	MEDICAL	55,856	55,856	0	7,321	7,321	48,535	13.11%
FIELD MAINTENANCE	420020	PRINTING	500	500	0	0	0	500	0.00%
FIELD	422000	SEWERAGE	0	0	0	0	0	0	

City of Harrisburg

April YTD Expenditures - Budget To Actual - Line Item Detail

Budget Unit: 29292940

Budget Unit Title	Account Code▲	Account Title	Adopted Budget	Amended Budget	Encumbrance	YTD Expense	Enc + YTD Expense	Available Balance	Percent
MAINTENANCE									
FIELD MAINTENANCE	422010	WATER	10,000	10,000	0	2,596	2,596	7,404	25.96%
FIELD MAINTENANCE	422020	ELECTRICITY	298,500	298,500	0	62,521	62,521	235,979	20.95%
FIELD MAINTENANCE	422030	HEAT	1,000	1,000	0	0	0	1,000	0.00%
FIELD MAINTENANCE	422090	REFUSE	6,400	6,400	0	0	0	6,400	0.00%
FIELD MAINTENANCE	425010	VEHICULAR EQUIPMENT	6,000	18,000	15,393	1,340	16,733	1,267	92.96%
FIELD MAINTENANCE	425099	OTHER CONT MAINT	3,000	3,000	0	0	0	3,000	0.00%
FIELD MAINTENANCE	429003	GENERAL ADMIN. CHARGES	435,805	423,805	0	62,460	62,460	361,345	14.74%
FIELD MAINTENANCE	429012	LAUNDRY	0	0	0	0	0	0	
FIELD MAINTENANCE	430006	PHOTOGRAPHY	0	0	0	0	0	0	
FIELD MAINTENANCE	430012	PERSONAL SAFETY	250	250	0	0	0	250	0.00%
FIELD MAINTENANCE	430037	CHEMICALS	200	200	0	0	0	200	0.00%
FIELD MAINTENANCE	430042	TOOLS & HARDWARE	200	200	0	0	0	200	0.00%
FIELD MAINTENANCE	430050	MOTOR FUELS/ LUBRICANTS	3,500	3,500	0	3,500	3,500	0	100.00%
FIELD MAINTENANCE	430051	TIRES & BATTERIES	200	200	0	0	0	200	0.00%
FIELD MAINTENANCE	430052	VEHICLE PARTS & SUPPLIES	3,000	3,000	0	95	95	2,905	3.15%
FIELD MAINTENANCE	430055	MECH EQUIP PARTS	10,000	10,000	3,000	1	3,001	6,999	30.01%
FIELD MAINTENANCE	439010	LAND IMPROVEMENTS	0	0	0	0	0	0	
FIELD MAINTENANCE	453000	OPERATIONS EQUIPMENT	0	0	0	0	0	0	
FIELD MAINTENANCE	453030	MOTOR EQUIPMENT	0	0	0	0	0	0	
FIELD MAINTENANCE	453090	OTHER CAPITAL EQUIPMENT	0	0	0	0	0	0	
29292940			1,048,844	1,048,844	18,393	208,416	226,810	822,035	21.62%
Summary			92,833,542	92,833,542	2,843,459	22,141,459	24,984,918	67,848,624	26.91%

City of Harrisburg

Change in Adopted Budget as of April 30, 2012

Budget Unit	Budget Unit Title	Account Code	Account Title	Adopted Budget	Amended Budget	Change in Adopted Budget (Absolute Value)▼
01060160	PUBLIC WORKS DIRECTOR	424100	RENTALS	5,000	25,000	20,000
29292920	OPERATIONS	425080	SERVICE CONTRACTS	162,360	182,360	20,000
29292920	OPERATIONS	429003	GENERAL ADMIN. CHARGES	2,958,403	2,938,403	20,000
27272710	OPERATIONS	453049	LEASE PURCHASE	43,909	63,909	20,000
01060162	CITY SERVICES	422020	ELECTRICITY	3,500	23,500	20,000
01060162	CITY SERVICES	422070	POWER-TRAFFIC LIGHTS	47,950	27,950	20,000
01060160	PUBLIC WORKS DIRECTOR	456000	MAINS AND ACCESSORIES	338,941	318,941	20,000
27272710	OPERATIONS	481001	GENERAL FUND TRANSFERS	1,688,939	1,668,939	20,000
01060172	VEHICLE MANAGEMENT	453099	EQUIPMENT-OTHER	55,000	35,000	20,000
01060172	VEHICLE MANAGEMENT	430054	AUTO BODY PART/SUPPLIES	0	20,000	20,000
29292940	FIELD MAINTENANCE	429003	GENERAL ADMIN. CHARGES	435,805	423,805	12,000
29292940	FIELD MAINTENANCE	425010	VEHICULAR EQUIPMENT	6,000	18,000	12,000
29292910	ADMINISTRATION	429012	LAUNDRY	10,000	14	9,986
29292910	ADMINISTRATION	424061	UNIFORM RENTALS	0	9,986	9,986
27272710	OPERATIONS	424061	UNIFORM RENTALS	0	8,018	8,018
27272710	OPERATIONS	429012	LAUNDRY	10,000	1,982	8,018
01060162	CITY SERVICES	430014	WEARING APPAREL	8,000	0	8,000
01060162	CITY SERVICES	424061	UNIFORM RENTALS	0	8,000	8,000
01040151	FIRE	419007	MEDICARE - PART B	45,000	52,000	7,000
29292910	ADMINISTRATION	423097	TERRORISM	11,000	4,000	7,000
29292910	ADMINISTRATION	423030	BOILER	0	7,000	7,000
01040151	FIRE	425030	BUILDING MAINT	10,000	3,000	7,000
01060160	PUBLIC WORKS DIRECTOR	425090	MAINT SERV CONTRACT	106,977	100,617	6,360
01010188	GENERAL EXPENSES	420041	E-MAIL/INTERNET	10,500	4,734	5,766
01060160	PUBLIC WORKS DIRECTOR	430011	CUSTODIAL	10,000	15,725	5,725
29292930	MAINTENANCE	430012	PERSONAL SAFETY	300	6,000	5,700
29292930	MAINTENANCE	430055	MECH EQUIP PARTS	195,000	189,300	5,700
27272710	OPERATIONS	419010	UNEMPLOYMENT COMPENSAT	5,000	10,308	5,308
02200230	MAINTENANCE	430014	WEARING APPAREL	5,200	0	5,200
02200230	MAINTENANCE	424061	UNIFORM RENTALS	0	5,200	5,200
01000104	TREASURER	429025	DISASTER RECOVERY SYSTEM	10,400	5,400	5,000
02200210	ADMINISTRATION	419012	LOSS TIME & MED	1,000	6,000	5,000
29292910	ADMINISTRATION	419012	LOSS TIME & MED	4,682	9,682	5,000
01000104	TREASURER	425090	MAINT SERV CONTRACT	46,000	51,000	5,000

City of Harrisburg

Change in Adopted Budget as of April 30, 2012

Budget Unit	Budget Unit Title	Account Code	Account Title	Adopted Budget	Amended Budget	Change in Adopted Budget (Absolute Value) ▼
02200210	ADMINISTRATION	429003	GENERAL ADMIN. CHARGES	293,605	288,605	5,000
29292910	ADMINISTRATION	429003	GENERAL ADMIN. CHARGES	2,830,617	2,825,617	5,000
01010188	GENERAL EXPENSES	486000	PYMT OF PRIOR YR EXPEND.	0	4,366	4,366
27272710	OPERATIONS	430052	VEHICLE PARTS & SUPPLIES	65,000	60,892	4,108
02200220	DISTRIBUTION	430014	WEARING APPAREL	4,000	100	3,900
02200220	DISTRIBUTION	424061	UNIFORM RENTALS	0	3,900	3,900
01010116	INFORMATION TECHNOLOGY	429070	STORAGE	0	3,538	3,538
01010116	INFORMATION TECHNOLOGY	425099	OTHER CONT MAINT	4,000	462	3,538
01060172	VEHICLE MANAGEMENT	425010	VEHICULAR EQUIPMENT	100,000	97,000	3,000
01040142	POLICE CHIEF	421050	OTHER PROFESSIONAL FEES	20,000	17,000	3,000
01040142	POLICE CHIEF	429060	TOWING	0	3,000	3,000
01060172	VEHICLE MANAGEMENT	429060	TOWING	0	3,000	3,000
27272710	OPERATIONS	429090	MISC CONTRACTED SRVCS	10,000	7,100	2,900
29292910	ADMINISTRATION	429095	BANK SERV CHARGES	0	2,500	2,500
29292910	ADMINISTRATION	423011	AUTO DEDUCT	10,000	7,500	2,500
27272710	OPERATIONS	429095	BANK SERV CHARGES	0	2,400	2,400
01010188	GENERAL EXPENSES	423050	INLAND MARINE	11,000	13,394	2,394
01010188	GENERAL EXPENSES	423021	GEN LIAB DEDUCT	50,000	47,606	2,394
01060172	VEHICLE MANAGEMENT	424061	UNIFORM RENTALS	0	2,319	2,319
01060172	VEHICLE MANAGEMENT	429012	LAUNDRY	4,500	2,181	2,319
27272710	OPERATIONS	430049	TRASH REMOVAL	1,500	3,000	1,500
29292920	OPERATIONS	430012	PERSONAL SAFETY	1,000	2,500	1,500
29292920	OPERATIONS	430011	CUSTODIAL	7,000	5,500	1,500
01010188	GENERAL EXPENSES	423095	EXCESS LIABILITY	40,000	41,400	1,400
27272710	OPERATIONS	425090	MAINT SERV CONTRACT	25,772	24,472	1,300
01010124	O & R DIRECTOR	425090	MAINT SERV CONTRACT	85,000	83,794	1,206
01010124	O & R DIRECTOR	420020	PRINTING	2,500	3,706	1,206
27272710	OPERATIONS	424000	VEHICULAR EQUIPMENT	2,000	800	1,200
02200210	ADMINISTRATION	423097	TERRORISM	2,600	1,581	1,019
02200210	ADMINISTRATION	423030	BOILER	0	1,000	1,000
27272710	OPERATIONS	420020	PRINTING	2,000	2,800	800
01060160	PUBLIC WORKS DIRECTOR	425099	OTHER CONT MAINT	0	635	635
01010112	FINANCE	421020	AUDIT	90,000	89,500	500
01060172	VEHICLE MANAGEMENT	420020	PRINTING	175	675	500
27272710	OPERATIONS	430011	CUSTODIAL	2,000	1,500	500


City of Harrisburg

Change in Adopted Budget as of April 30, 2012

Budget Unit	Budget Unit Title	Account Code	Account Title	Adopted Budget	Amended Budget	Change in Adopted Budget (Absolute Value)▼
01060172	VEHICLE MANAGEMENT	430050	MOTOR FUELS/LUBRICANTS	1,304,052	1,303,552	500
01010112	FINANCE	425090	MAINT SERV CONTRACT	20,000	20,430	430
01010124	O & R DIRECTOR	420050	POSTAGE	115,000	114,620	380
01010124	O & R DIRECTOR	429018	PERMITS	0	380	380
02200210	ADMINISTRATION	429017	MEMBERSHIPS	1,800	1,440	360
02200210	ADMINISTRATION	420020	PRINTING	11,500	11,860	360
01040142	POLICE CHIEF	430099	MISC SUPPLIES AND EXP	2,000	1,700	300
01040142	POLICE CHIEF	485000	REFUND PRIOR YEAR REVENUE	0	300	300
01030137	CODES	420020	PRINTING	250	499	249
01030137	CODES	420010	ADVERTISING	1,000	751	249
02200210	ADMINISTRATION	430014	WEARING APPAREL	3,600	3,390	210
02200210	ADMINISTRATION	424061	UNIFORM RENTALS	0	210	210
01060162	CITY SERVICES	430012	PERSONAL SAFETY	1,000	800	200
01060162	CITY SERVICES	421050	OTHER PROFESSIONAL FEES	0	200	200
01010112	FINANCE	429001	TUITION/TRAINING	0	130	130
01010112	FINANCE	430009	OFFICE	1,000	870	130
01040151	FIRE	430016	MEDICAL/LAB	250	137	113
01040151	FIRE	419027	HEARING AID -FIRE	0	113	113
02200230	MAINTENANCE	425000	OFFICE EQUIPMENT	300	200	100
02200230	MAINTENANCE	420040	TELEPHONE	750	850	100
01010112	FINANCE	430003	SUBSCRIPTIONS	100	170	70
01060160	PUBLIC WORKS DIRECTOR	429018	PERMITS	0	50	50
01060160	PUBLIC WORKS DIRECTOR	430009	OFFICE	500	450	50
02200210	ADMINISTRATION	423095	EXCESS LIABILITY	5,981	6,000	19
01060160	PUBLIC WORKS DIRECTOR	430099	MISC SUPPLIES AND EXP	0	15	15
01060160	PUBLIC WORKS DIRECTOR	429017	MEMBERSHIPS	50	35	15
27272710	OPERATIONS	423095	EXCESS LIABILITY	1,196	1,200	4
27272710	OPERATIONS	423021	GEN LIAB DEDUCT	3,200	3,196	4
Summary				11,372,664	11,372,664	455,051

City of Harrisburg

Overbudget Line Items as of April 30, 2012

Budget Unit	Budget Unit Title	Account Code 	Account Title	Adopted Budget	Amended Budget	Encumbrance	YTD Expense	Enc + YTD Expense	Overbudget
27272710	OPERATIONS	429095	BANK SERV CHARGES	0	2,400	0	2,665	2,665	-265
Summary				0	2,400	0	2,665	2,665	-265