

INTER-OFFICE MEMORANDUM

CITY OF HARRISBURG

October 15, 2012

TO: Linda D. Thompson, Mayor
City Council Members
John Campbell, Treasurer

FROM: Daniel C. Miller, CPA
City Controller

SUBJECT: Revenue and Expenditure Reports

Attached are the summary and detailed reports for the nine months ending September 30, 2012. Several items of significance regarding the reports are as follows:

The first section of the report (Revenues and Expenditures for the Nine Months Ending September 30, 2012) provides an overall general summary of the City's budgeted funds at the highest level (fund level).

The second section of the report (September YTD Revenue - Budget to Actual – Line Item Detail) provides a detailed snapshot of all the budgeted revenue line items comprising the funds in section one. Due to the budgetary changes adopted in the Water Fund during 2011 and the administration's related accounting treatment, the detail line item report for Water Revenue will not accurately reflect budget to actual data.

The third section of the report (September YTD Expenditures – Budget to Actual - Budget Unit Totals) provides an overview of cost center activity at the program level.

The fourth section of the report (September YTD Expenditures – Budget to Actual – Line Item Detail) provides a detailed snapshot of all the expenditure/expense line items comprising each program within each fund.

The fifth section of the report (Change in Adopted Budget as of September 30, 2012) details all budgetary changes to the expenditure/expense line items in section four. Changes to the City's Adopted Budget are partially governed by Title Two of the Administrative Code, Chapter 2-307.4, Section b. which states:

“Prior to the authorization of any individual budgetary transfer exceeding twenty thousand dollars (\$20,000) within the most restrictive category set forth in said budget ordinance, or any budgetary transfer from any personnel services allocation, the Business Administrator shall be required to obtain the approval of City Council. The permitted twenty thousand dollar transfer is a cumulative maximum for the budget year in any category (Ord. 28-1983).

City Council passed Ordinance 20-2010 on December 30, 2010. This ordinance amends section 2-307.4 of the codified ordinance by requiring City Council approval of any transfer within the personnel line items and by establishing official position control.

The sixth section of the report (Over-budget Line Items as of September 30, 2012) includes accounts with year-to-date expenditures and encumbrance balances which have exceeded the Amended Budget. The Overtime line item for the Office of the Police Chief, Fire Bureau, Bureau of City Services, and Sanitation Fund exceeded the amended budget and will require a reallocation by City Council. Additionally, the line item for Bank Service Charges is over-budget in the Water Fund and Sanitation Fund, and routine budget transfers should be processed before the monthly books are closed.

If you have any questions or concerns, please feel free to contact me or Deputy Controller, William Leinberger at 255-3074.

Thank you.

cc: Lisa Blackston for Mayor Linda Thompson
Ricardo Mendez-Saldivia, P.E., Chief of Staff/Business Administrator
Kirk Petroski, City Clerk, for City Council
Robert F. Kroboth, CGFM, Finance Director
Celia Spicher, Deputy City Treasurer

City of Harrisburg

Revenues and Expenditures For the Nine Months Ending September 30, 2012

Revenues - Budget To Actual Summary

Fund Level	Adopted Budget (¹)	Appropriation- Budget Amendment (²)	Adopted and Appropriated	Year To Date Revenue	Available Budget	Percent of Adopted Budget Collected (³)
General Fund (⁴)	54,961,108	29,604	54,990,712	33,764,569	21,226,143	61.43%
Water Fund (⁵)	5,836,517	54,000	5,890,517	4,195,929	1,694,588	71.89%
Debt Service Fund	11,985,164	0	11,985,164	2,470,540	9,514,624	20.61%
State Liquid Fuels Fund	945,279	0	945,279	929,919	15,360	98.38%
Sanitation Fund	4,417,463	86,614	4,504,077	3,332,677	1,171,400	75.44%
Incinerator Fund (⁶)	0	0	0	4,615,955	0	
Sewer Fund	14,688,008	0	14,688,008	8,946,681	5,741,327	60.91%
Summary	92,833,540	170,218	93,003,758	58,256,271	39,363,443	62.64%

(¹) City Council passed Bill No. 1 of 2012 on February 19, 2012 establishing the city budget.

(²) City Council passed Resolutions 9 and 22 on June 26, 2012.

(³) Percent of adopted budget excluding any fund balance appropriations or amendments.

(⁴) Adopted budget includes approximately \$9.32 million of budgeted administrative service charges, \$1.69 million of budgeted interfund transfers, and \$1.40 million of budgeted Harrisburg Parking Authority - Coordinated Parking Fund transfers.

(⁵) Beginning in 2011, the City will only be budgeting the operating transfers received from The Harrisburg Authority (THA) as revenue and will also no longer be budgeting the debt service obligations on the expense side. The City will continue to bill, collect, and record the Water Fund utility revenue in the financial management system, therefore those amounts will be reflected in the attached detailed revenue reports.

(⁶) For informational purposes only. The City does not operate the Resource Recovery Facility, but still collects the disposal fee on the monthly utility bills and remits it to The Harrisburg Authority.

Expenditures - Budget To Actual Summary

Fund Level	Adopted Budget	Amended Budget	Encumbrance	YTD Expense	Total Exp and Enc	Enc and Exp As Percent of Budget
General Fund	54,961,110	54,990,714	889,138	33,163,767	34,052,905	61.92%
Water Fund (⁷)	5,836,517	5,890,517	206,402	3,600,819	3,807,221	64.63%
Debt Service Fund	11,985,164	11,985,164	0	2,291,403	2,291,403	19.12%
State Liquid Fuels Fund	945,279	945,279	33,230	889,339	922,569	97.60%
Sanitation Fund	4,417,463	4,504,077	19,230	2,064,638	2,083,868	46.27%
Sewer Fund	14,688,008	14,688,008	988,266	6,930,931	7,919,197	53.92%
Summary	92,833,542	93,003,760	2,136,267	48,940,896	51,077,163	54.92%

(⁷) Beginning in 2011, the City will only be budgeting the operating expenses of the Water Utility Fund, and will no longer budget for the debt service obligations which are paid by THA (See also note five above).

City of Harrisburg

Sep YTD Revenue - Budget To Actual - Line Item Detail

Budget Unit: 01000100

Budget Unit Title	Account Code	Account Title	Adopted Budget	Sep Revenue	YTD Revenue	Balance	Percent
GENERAL REVENUE	301001	DISCOUNT PERIOD	12,371,188	234	12,883,871	-512,683	104.14%
GENERAL REVENUE	301002	FLAT PERIOD	1,366,615	671	1,260,599	106,015	92.24%
GENERAL REVENUE	301003	PENALTY PERIOD	1,720,932	61,415	332,262	1,388,670	19.31%
GENERAL REVENUE	301004	REFUND PRIOR YR RE TAX	0	0	0	0	
GENERAL REVENUE	302001	DISCOUNT AMOUNT	-247,424	-5	-261,499	14,076	105.69%
GENERAL REVENUE	302003	PENALTY AMOUNT	172,093	6,214	33,481	138,612	19.46%
GENERAL REVENUE	304001	TAX LIENS - PRINCIPAL	0	0	0	0	
GENERAL REVENUE	305001	TAX AMOUNT-1ST PRIOR YEAR	642,300	102,704	493,791	148,509	76.88%
GENERAL REVENUE	305002	TAX AMOUNT-2ND PRIOR YEAR	800,000	215,818	608,732	191,268	76.09%
GENERAL REVENUE	305003	TAX AMOUNT-3RD PRIOR YEAR	95,000	40,197	97,003	-2,003	102.11%
GENERAL REVENUE	306001	PENALTY/INT 1ST YR PRIOR	82,995	15,259	65,230	17,765	78.59%
GENERAL REVENUE	306002	PENALTY/INT 2ND YR PRIOR	165,000	51,562	136,622	28,378	82.80%
GENERAL REVENUE	306003	PENALTY/INT 3RD YR PRIOR	40,000	14,908	36,045	3,955	90.11%
GENERAL REVENUE	307000	TAX AMOUNT/TAX SALES	0	0	0	0	
GENERAL REVENUE	308000	PENALTY/INTEREST TAX SALE	0	0	0	0	
GENERAL REVENUE	309000	TRANSFER TAX REVENUE	390,000	68,423	375,046	14,954	96.17%
GENERAL REVENUE	310000	HOTEL TAX REVENUE	714,000	0	323,000	391,000	45.24%
GENERAL REVENUE	311000	OPT CURRENT YR REVENUE	0	0	0	0	
GENERAL REVENUE	312003	OPT CURRENT YR PENALTY	0	0	0	0	
GENERAL REVENUE	313000	OPT PRIOR YR TAX	0	0	0	0	
GENERAL REVENUE	314050	OPT PRIOR YR PENALTY	0	0	0	0	
GENERAL REVENUE	315001	OPT CUR YR COMMISSION	0	0	0	0	
GENERAL REVENUE	315002	OPT PRIOR YR COMMISSION	0	0	0	0	
GENERAL REVENUE	316000	EMERGENCY/MUN SERVICES	1,648,223	0	576,314	1,071,909	34.97%
GENERAL REVENUE	316003	CURR YR PENALTY	2,288	0	282	2,006	12.32%
GENERAL REVENUE	316005	E.M.S. TAX REBATE	0	0	0	0	
GENERAL REVENUE	316006	EMS TAX PRIOR YEAR	569,993	0	535,503	34,491	93.95%
GENERAL REVENUE	316007	PEN PRIOR YEAR	1,183	0	243	940	20.52%
GENERAL REVENUE	318000	EMS TAX COMMISSIONS	-1,619	0	-638	-981	39.42%
GENERAL REVENUE	318006	PRIOR YR EMS COMMISSION	-570	0	-265	-305	46.42%
GENERAL REVENUE	321000	EIT - CURR YR	3,238,185	0	2,635,761	602,424	81.40%
GENERAL REVENUE	323000	EIT - PRIOR YR	0	0	0	0	
GENERAL REVENUE	323001	EIT COMMISSIONS	-63,586	0	-55,787	-7,799	87.73%
GENERAL REVENUE	323002	EIT EQUITY DISTRIBUTION	0	0	0	0	
GENERAL REVENUE	323003	EIT-DCTCC FEES	0	0	-2,686	2,686	
GENERAL REVENUE	324001	MERCANTILE/BUS LIC CUR YR	170,000	3,320	39,280	130,720	23.11%
GENERAL REVENUE	324002	MERCANTILE/BUS LIC PR YR	8,000	360	6,360	1,640	79.50%

City of Harrisburg

Sep YTD Revenue - Budget To Actual - Line Item Detail

Budget Unit: 01000100

Budget Unit Title	Account Code	Account Title	Adopted Budget	Sep Revenue	YTD Revenue	Balance	Percent
GENERAL REVENUE	324004	MERC/LANDLORD LIC CURR YR	75,000	9,240	69,840	5,160	93.12%
GENERAL REVENUE	324005	MERC/LANDLORD LIC PRIORYR	7,000	2,240	9,720	-2,720	138.86%
GENERAL REVENUE	325001	MBP TAX - CURRENT YR	2,400,000	41,556	2,131,297	268,703	88.80%
GENERAL REVENUE	325002	MBP TAX - PRIOR YR	100,000	901	60,305	39,695	60.30%
GENERAL REVENUE	325003	MBP TAX - PENALTY	30,000	3,075	17,707	12,293	59.02%
GENERAL REVENUE	325004	MBP TAX - INTEREST	8,500	443	4,183	4,317	49.22%
GENERAL REVENUE	326001	MBP AMUSEMENT TAX	300,383	23,117	255,603	44,780	85.09%
GENERAL REVENUE	326011	AMUSEMENT TAX PENALTY	700	0	420	280	60.04%
GENERAL REVENUE	327000	MBP PARKING TAXES CURRENT	1,528,632	0	1,118,298	410,334	73.16%
GENERAL REVENUE	327001	MBP PARKING FEE	12,900	0	13,053	-153	101.19%
GENERAL REVENUE	327002	PARKING LICENSE FEE-PRIOR	475	0	784	-309	165.07%
GENERAL REVENUE	327003	PARKING LICENSE FEE-PENAL	1,500	0	2,175	-675	144.99%
GENERAL REVENUE	329000	MBP GENERAL LICENSE TAX	33,000	1,050	29,645	3,355	89.83%
GENERAL REVENUE	340002	HBG WATER UTILITY FUND	1,501,097	0	703,078	798,019	46.84%
GENERAL REVENUE	340008	GRANTS FUND	87,866	0	0	87,866	0.00%
GENERAL REVENUE	340027	SANITATION UTILITY FUND	957,745	0	94,797	862,948	9.90%
GENERAL REVENUE	340029	SEWERAGE UTILITY FUND	6,776,451	0	277,652	6,498,799	4.10%
GENERAL REVENUE	340040	SATISFACTION FEES	1,859	28	639	1,220	34.38%
GENERAL REVENUE	340050	FILING FEE RETURNS	2,465	94	1,011	1,454	41.01%
GENERAL REVENUE	340055	ADVANCED COSTS RETURN	10	0	0	10	0.00%
GENERAL REVENUE	340060	METRO	174,475	40,375	150,287	24,188	86.14%
GENERAL REVENUE	340061	LIFE PARTNERSHIP REGISTRY	25	0	25	0	100.00%
GENERAL REVENUE	340065	LIENS - COURT COSTS	18	0	0	18	0.00%
GENERAL REVENUE	340080	COLLECTION REV (SCHOOL)	155,881	0	74,196	81,685	47.60%
GENERAL REVENUE	340081	COLLECTION FEES(SCHOOL)	88,875	0	94,084	-5,209	105.86%
GENERAL REVENUE	340085	NSF CHECK FEE	8,365	345	8,621	-256	103.06%
GENERAL REVENUE	340090	OTHER ADMINISTRATIVE	78,324	4,538	46,110	32,214	58.87%
GENERAL REVENUE	340091	MERCANTILE DOCS/PUBLICATE	85	0	30	55	35.29%
GENERAL REVENUE	340092	D.P. CHARGEBACKS	0	0	0	0	
GENERAL REVENUE	341001	ROOMING HOUSE	1,000	0	125	875	12.50%
GENERAL REVENUE	341002	APPEAL HEARING FEES	458	0	400	58	87.41%
GENERAL REVENUE	341011	LICENSE RENEWAL FEES	84,654	1,625	24,130	60,524	28.50%
GENERAL REVENUE	341020	ELECTRICAL PERMIT FEE	68,638	1,610	72,008	-3,370	104.91%
GENERAL REVENUE	341021	PLUMBING PERMIT FEE	51,479	979	36,852	14,627	71.59%
GENERAL REVENUE	341022	BUILDING PERMIT FEE	400,389	53,497	312,828	87,560	78.13%
GENERAL REVENUE	341023	LOW VOLTAGE ELEC. PERMITS	2,288	70	2,812	-524	122.91%

City of Harrisburg

Sep YTD Revenue - Budget To Actual - Line Item Detail

Budget Unit: 01000100

Budget Unit Title	Account Code	Account Title	Adopted Budget	Sep Revenue	YTD Revenue	Balance	Percent
GENERAL REVENUE	341024	DUMPSTER PERMIT FEES	2,288	350	1,650	638	72.12%
GENERAL REVENUE	341025	DEMOLITION PERMIT FEES	6,864	214	6,478	386	94.38%
GENERAL REVENUE	341026	FIRE PREVENTION CODE	17,160	1,300	8,490	8,670	49.48%
GENERAL REVENUE	341027	SPECIAL PERMIT FEES	2,517	254	1,788	728	71.06%
GENERAL REVENUE	341028	FLOOD PLAIN CERTIFICATION	1,100	25	580	520	52.73%
GENERAL REVENUE	341030	BUYER NOTIFY FEES	80,078	810	14,930	65,148	18.64%
GENERAL REVENUE	341033	CODES INSPECT SERVICE	0	0	0	0	
GENERAL REVENUE	341040	EMG ORD LIENS /PRINCIPAL	1,000	0	0	1,000	0.00%
GENERAL REVENUE	341041	EMG ORD LIEN/INTEREST	600	0	0	600	0.00%
GENERAL REVENUE	341050	PLANNING FEES	9,152	0	4,780	4,372	52.23%
GENERAL REVENUE	341051	HEALTH INSPECT FEES	68,638	2,905	19,875	48,763	28.96%
GENERAL REVENUE	341060	ZONING HEARING BOARD FEES	10,000	0	6,250	3,750	62.50%
GENERAL REVENUE	341061	PERMIT FEES-ZONING SIGN	48,000	8,142	47,826	174	99.64%
GENERAL REVENUE	341070	DEMO LIENS-PRINCIPAL	0	0	0	0	
GENERAL REVENUE	341071	DEMO LIENS-PENALTY	0	0	0	0	
GENERAL REVENUE	341072	RENTAL INSPECTION INCOME	20,000	0	200	19,800	1.00%
GENERAL REVENUE	341080	SALE OF PUB/MAPS/GIS DATA	0	0	0	0	
GENERAL REVENUE	341089	HHA REIMBURSEMENT	25,000	0	0	25,000	0.00%
GENERAL REVENUE	341090	OTHER DBHD	100	0	0	100	0.00%
GENERAL REVENUE	341091	GOVERNMENT GRANTS	0	0	0	0	
GENERAL REVENUE	342007	TEMP. "NO PARKING" SIGNS	432	0	0	432	0.00%
GENERAL REVENUE	342008	BURG/FIRE ALARMS	35,536	2,220	22,490	13,046	63.29%
GENERAL REVENUE	342009	VEHICLE EXTRACTION FEES	100	50	242	-142	242.50%
GENERAL REVENUE	342015	TOWING FEES	25,500	2,760	19,890	5,610	78.00%
GENERAL REVENUE	342020	POLICE INV REPORTS	64,000	5,075	57,102	6,898	89.22%
GENERAL REVENUE	342021	BOOKING PROCESSING FEE	0	4,404	29,603	-29,603	
GENERAL REVENUE	342030	FIRE INV REPORTS	1,090	100	475	615	43.58%
GENERAL REVENUE	342042	POLICE APP PROCESS FEE	0	0	0	0	
GENERAL REVENUE	342043	FIREFIGHTER APP FEES	0	0	0	0	
GENERAL REVENUE	342050	METER BAG RENTAL	165,789	5,252	110,795	54,994	66.83%
GENERAL REVENUE	342051	FIRE GRANTS (SAFER)	630,573	0	0	630,573	0.00%
GENERAL REVENUE	342070	ARRA COPS 2009	351,905	0	23,594	328,311	6.70%
GENERAL REVENUE	342071	ARRA ENERGY BLOCK GRANT	0	0	0	0	
GENERAL REVENUE	342072	ARRA JAG	0	0	0	0	
GENERAL REVENUE	342073	GREAT GRANT	0	0	0	0	
GENERAL REVENUE	342074	POLICE ON PATROL	0	0	0	0	
GENERAL REVENUE	342075	TRAINING GRANT	0	0	0	0	
GENERAL REVENUE	342079	DOMESTIC VIOLENCE GRANT	0	0	0	0	
GENERAL REVENUE	342080	AUTO THEFT GRANT	0	0	0	0	

City of Harrisburg

Sep YTD Revenue - Budget To Actual - Line Item Detail

Budget Unit: 01000100

Budget Unit Title	Account Code	Account Title	Adopted Budget	Sep Revenue	YTD Revenue	Balance	Percent
GENERAL REVENUE	342081	ACADEMY GRANT	0	0	0	0	
GENERAL REVENUE	342082	WEED 'N SEED GRANT	0	0	0	0	
GENERAL REVENUE	342083	UNIVERSAL HIRING GRANT	0	0	0	0	
GENERAL REVENUE	342084	PROBATION/PAROLE GRANT	0	0	0	0	
GENERAL REVENUE	342085	COUNTER-TERRORISM GRANT	0	0	40	-40	
GENERAL REVENUE	342086	FEMA/USAR CONTRACT	315,000	0	86,540	228,460	27.47%
GENERAL REVENUE	342088	PSP REIMBURSEMENT	0	0	0	0	
GENERAL REVENUE	342089	HHA REIMBURSEMENT	277,545	0	0	277,545	0.00%
GENERAL REVENUE	342090	OTHER PUBLIC SAFETY	65,000	1,898	30,378	34,622	46.73%
GENERAL REVENUE	342091	PERMIT PARKING FEES	50,000	1,165	31,644	18,356	63.29%
GENERAL REVENUE	342092	FINE AND COSTS	59,878	3,368	38,036	21,842	63.52%
GENERAL REVENUE	342093	DRUG TASK FORCE REIMBURS	96,134	25,891	79,260	16,874	82.45%
GENERAL REVENUE	342094	HIGHWAY SAFETY GRANT	16,144	1,933	3,343	12,801	20.71%
GENERAL REVENUE	342095	VICE REIMBURSEMENTS	0	0	0	0	
GENERAL REVENUE	342096	E911 SURCHARGE	0	0	0	0	
GENERAL REVENUE	342097	SCHOOL DIST REIMBURSEMENT	0	0	0	0	
GENERAL REVENUE	342098	DOG AND CAT LICENSES	7,154	68	7,354	-200	102.80%
GENERAL REVENUE	342099	BOOTING FEES	9,255	1,400	10,850	-1,595	117.23%
GENERAL REVENUE	342901	POLICE EXTRA DUTY	420,000	36,894	376,029	43,971	89.53%
GENERAL REVENUE	343002	STREET CUT INSPECT	35,000	0	89,150	-54,150	254.71%
GENERAL REVENUE	343003	ST CUT DEGRADATION FEES	11,000	0	1,990	9,010	18.09%
GENERAL REVENUE	343010	SEWER TAPPAGE PERMIT	55,000	0	20,582	34,418	37.42%
GENERAL REVENUE	343029	VMC CHARGES - DAUPHIN CTY	40,000	728	36,568	3,432	91.42%
GENERAL REVENUE	343030	VMC CHARGES THA-COVANTA	80,000	4,314	56,843	23,157	71.05%
GENERAL REVENUE	343032	VMC CHRGS - WATER UTILITY	63,000	0	41,077	21,923	65.20%
GENERAL REVENUE	343035	VMC CHRGS - FED GRANT	5,000	0	2,556	2,444	51.12%
GENERAL REVENUE	343036	VMC CHARGES-STEELTON BOR	82,000	11,858	53,044	28,956	64.69%
GENERAL REVENUE	343037	VMC CHRGS/SANITATION FUND	227,000	0	176,509	50,491	77.76%
GENERAL REVENUE	343039	VMC CHRGS/SEWERAGE UTY	41,283	0	33,151	8,132	80.30%
GENERAL REVENUE	343040	VMC CHRGS/STATE LIQ FUEL	101,938	0	105,386	-3,448	103.38%
GENERAL REVENUE	343043	VMC CHARGES-HBG PARK AUTH	30,000	0	21,407	8,593	71.36%
GENERAL REVENUE	343044	VMC CHARGES-HBG REDEVELOP.	1,000	0	656	344	65.63%
GENERAL REVENUE	343045	VMC CHARGES-HBG SCHOOL	330,000	1,054	182,741	147,259	55.38%
GENERAL REVENUE	343046	VMC CHARGES-HBG HOUS AUTH	6,000	602	4,555	1,445	75.91%
GENERAL REVENUE	343050	SEWER MAINT CHARGE	925,000	51,038	568,767	356,233	61.49%

City of Harrisburg

Sep YTD Revenue - Budget To Actual - Line Item Detail

Budget Unit: 01000100

Budget Unit Title	Account Code	Account Title	Adopted Budget	Sep Revenue	YTD Revenue	Balance	Percent
GENERAL REVENUE	343051	SEWER MAINT LIENS-PRINCIP	7,500	136	1,156	6,344	15.42%
GENERAL REVENUE	343052	SEWER MAINT LIENS-PENALTY	2,000	23	185	1,815	9.27%
GENERAL REVENUE	343080	PUBLICATIONS/MAPS REVENUE	0	0	3	-3	
GENERAL REVENUE	343084	CDBG REIMB. - DEMOLITION	200,000	0	20,202	179,798	10.10%
GENERAL REVENUE	343090	OTHER PUB WORKS	5,000	0	4,874	126	97.47%
GENERAL REVENUE	345001	POOL #1	13,000	-3,598	10,260	2,740	78.92%
GENERAL REVENUE	345002	POOL #2	13,000	0	73	12,927	0.57%
GENERAL REVENUE	345011	SHADE TREE FEES	200	0	105	95	52.50%
GENERAL REVENUE	345081	SPEC PARK FEES-CITY ISLAN	0	0	0	0	
GENERAL REVENUE	345082	CONTRIBUTIONS/DONATIONS	10,000	0	0	10,000	0.00%
GENERAL REVENUE	345084	PUBLICATION ADVERTISING	5,000	0	0	5,000	0.00%
GENERAL REVENUE	345090	OTHER PARKS & REC	25,000	0	0	25,000	0.00%
GENERAL REVENUE	346012	DJ-TRAFF VIOLATINS	422,202	20,721	148,971	273,231	35.28%
GENERAL REVENUE	346013	DJ-SUMMARY CRIMINAL OFF	150,000	62,638	262,288	-112,288	174.86%
GENERAL REVENUE	346015	DJ-CODES VIOLATIONS	105,000	11,478	52,474	52,526	49.98%
GENERAL REVENUE	346020	PARK TICKETS-VIO FINE	1,400,000	79,042	818,306	581,694	58.45%
GENERAL REVENUE	347010	ALCOHOLIC BEVERAGE LICENS	31,800	10,240	28,740	3,060	90.38%
GENERAL REVENUE	347020	TV FRANCHISE LICENSE	544,040	0	413,578	130,462	76.02%
GENERAL REVENUE	350000	SAVINGS ACCT INTEREST	3,000	1	311	2,689	10.37%
GENERAL REVENUE	350001	TAX APPEAL INT EARNINGS	200	17	75	125	37.49%
GENERAL REVENUE	350003	INT SAVINGS-COLL SYSTEM	0	1	5	-5	
GENERAL REVENUE	350009	INTEREST EARNINGS EDCL	700	89	278	422	39.78%
GENERAL REVENUE	350024	TRAN INTEREST	0	0	14	-14	
GENERAL REVENUE	350070	EMS TAX INTEREST	160	4	22	138	14.01%
GENERAL REVENUE	351000	INT ON CDS	55,000	-1,979	28,935	26,065	52.61%
GENERAL REVENUE	351091	PNI LOAN INTEREST	16,000	4,278	12,156	3,844	75.98%
GENERAL REVENUE	352000	INT ON INVSTMTS/GRANT	500	139	937	-437	187.36%
GENERAL REVENUE	352053	INT INSURANCE	1,000	0	22	978	2.24%
GENERAL REVENUE	352055	LIABILITY INSURANCE CLAIM	0	0	0	0	
GENERAL REVENUE	352099	INT WATER SALE PCDS	0	0	0	0	
GENERAL REVENUE	355000	RENTAL INCOME	5,000	163	2,128	2,872	42.55%
GENERAL REVENUE	355001	HPA RENTAL INCOME	20,800	0	3,467	17,333	16.67%
GENERAL REVENUE	356000	EASEMENT FEES	30,000	0	4,812	25,188	16.04%
GENERAL REVENUE	358090	SALE OF ASSETS	0	0	0	0	
GENERAL REVENUE	380000	REIMB FOR LOSS /DAMAGE	0	0	0	0	
GENERAL REVENUE	380002	STOP LOSS RECOVERIES	0	0	175	-175	
GENERAL REVENUE	380033	INSURANCE REIMB FOR LOSS	80,000	0	34,644	45,356	43.30%

City of Harrisburg

Sep YTD Revenue - Budget To Actual - Line Item Detail

Budget Unit: 01000100

Budget Unit Title	Account Code	Account Title	Adopted Budget	Sep Revenue	YTD Revenue	Balance	Percent
GENERAL REVENUE	382000	CONTRIBUTIONS AND DONAT	0	3,598	0	0	
GENERAL REVENUE	384000	MISCELLANEOUS CONT.	0	0	78	-78	
GENERAL REVENUE	384001	P.I.L.O.T.S.	501,522	10,478	300,386	201,136	59.89%
GENERAL REVENUE	384007	HBG BROADCASTING NTKW	24,300	0	1,350	22,950	5.56%
GENERAL REVENUE	385000	REFUNDS OF EXPENDITURES	142,411	0	29,225	113,186	20.52%
GENERAL REVENUE	385003	EXPRESS SCRIPT REBATE	170,000	10,197	13,543	156,457	7.97%
GENERAL REVENUE	385006	MEDICARE PART D PROGRAM	85,000	27,485	82,375	2,625	96.91%
GENERAL REVENUE	385090	MISCELLANEOUS	5,000	121	3,521	1,479	70.42%
GENERAL REVENUE	392000	PENSION SYSTEM STATE AID	1,517,751	0	18,900	1,498,851	1.25%
GENERAL REVENUE	393000	GAMING FUNDS	0	0	0	0	
GENERAL REVENUE	394000	PUB UTILTY REALTY TAX	38,000	0	0	38,000	0.00%
GENERAL REVENUE	395000	CAPITAL FIRE PROTECTION	2,500,000	0	2,500,000	0	100.00%
GENERAL REVENUE	396000	GRANT PROCEEDS	0	0	0	0	
GENERAL REVENUE	396010	FED/STATE(FED)PASS THR GR	0	0	0	0	
GENERAL REVENUE	397000	HBG PRK AUTH COORD PKG	1,400,000	0	250,000	1,150,000	17.86%
GENERAL REVENUE	398002	HBG WATER UTILITY FUND	0	0	0	0	
GENERAL REVENUE	398006	CAPITOL PROJECTS FUND	0	0	0	0	
GENERAL REVENUE	398027	SANITATION UTILITY FUND	1,688,939	0	549,234	1,139,705	32.52%
GENERAL REVENUE	399099	ESTIMATED CASH CARRYOVER	0	0	0	0	

01000100

54,961,108 1,177,208 33,764,569 21,196,540 61.43%

Budget Unit: 02200200

Budget Unit Title	Account Code	Account Title	Adopted Budget	Sep Revenue	YTD Revenue	Balance	Percent
WATER REVENUE	350000	SAVINGS ACCT INTEREST	0	3	54	-54	
WATER REVENUE	352000	INT ON INVSTMTS/GRANT	0	117	431	-431	
WATER REVENUE	358090	SALE OF ASSETS	0	0	0	0	
WATER REVENUE	361001	UNMETERED WATER SALES	0	23,949	82,742	-82,742	
WATER REVENUE	361002	UNMTRD WAT READY TO SERVE	0	3,297	13,188	-13,188	
WATER REVENUE	362001	METERED WATER SALES	0	596,327	7,001,880	-7,001,880	
WATER REVENUE	362002	MTRD WAT READY TO SERVE	0	267,392	3,136,837	-3,136,837	
WATER REVENUE	362003	METER SALES	0	0	0	0	
WATER REVENUE	362005	METER PARTS	0	0	0	0	
WATER REVENUE	362006	WATER CONSV DEVICE SALES	0	0	0	0	
WATER REVENUE	362007	FIRELINE CHARGES	0	322	297,343	-297,343	
WATER REVENUE	362009	OTHER HBG WATER OP	0	7,309	83,945	-83,945	
WATER REVENUE	362010	METER/TAP VALVES	0	2,500	6,275	-6,275	
WATER REVENUE	362014	WATER SERVICE INIT FEE	0	150	425	-425	
WATER REVENUE	362048	WATER RESTORATION	0	9,258	71,360	-71,360	

City of Harrisburg

Sep YTD Revenue - Budget To Actual - Line Item Detail

Budget Unit: 02200200

Budget Unit Title	Account Code	Account Title	Adopted Budget	Sep Revenue	YTD Revenue	Balance	Percent
WATER REVENUE	362049	WATER TERMINATION FEE	0	0	0	0	
WATER REVENUE	362050	WATER SHUT OFF DEPOSITS	0	0	0	0	
WATER REVENUE	362051	HBG WATER LIENS-PRINC	0	2,139	20,680	-20,680	
WATER REVENUE	362052	HBG WATER LIENS-INT	0	464	2,010	-2,010	
WATER REVENUE	363001	SUSQ. WATER SALES	0	115,314	1,007,535	-1,007,535	
WATER REVENUE	363002	SUSQ. READY-TO-SERVE	0	29,135	332,199	-332,199	
WATER REVENUE	380033	INSURANCE REIMB FOR LOSS	0	0	0	0	
WATER REVENUE	385000	REFUNDS OF EXPENDITURES	0	0	150	-150	
WATER REVENUE	385090	MISCELLANEOUS	0	0	2,710	-2,710	
WATER REVENUE	390000	THE HBG AUTHORITY	0	0	0	0	
WATER REVENUE	398000	OPERATING TRANSFERS IN	5,836,517	0	0	5,836,517	0.00%
WATER REVENUE	399099	ESTIMATED CASH CARRYOVER	0	0	0	0	

02200200

5,836,517 1,057,677 12,059,765 -6,223,248 206.63%

Budget Unit: 07700700

Budget Unit Title	Account Code	Account Title	Adopted Budget	Sep Revenue	YTD Revenue	Balance	Percent
DEBT SERVICE REVENUE	345081	SPEC PARK FEES-CITY ISLAN	60,000	0	14,690	45,310	24.48%
DEBT SERVICE REVENUE	350000	SAVINGS ACCT INTEREST	150	0	0	150	0.32%
DEBT SERVICE REVENUE	352000	INT ON INVSTMTS/GRANT	0	0	11	-11	
DEBT SERVICE REVENUE	355002	COMMERCE BANK PARK	440,000	0	437,464	2,536	99.42%
DEBT SERVICE REVENUE	358090	SALE OF ASSETS	0	0	0	0	
DEBT SERVICE REVENUE	385090	MISCELLANEOUS	0	0	0	0	
DEBT SERVICE REVENUE	389002	CITY GUARANTEE FEES	0	0	0	0	
DEBT SERVICE REVENUE	398001	GENERAL FUND	11,485,014	0	2,018,374	9,466,640	17.57%
DEBT SERVICE REVENUE	398020	STATE LIQ FUELS TAX FUND	0	0	0	0	

07700700

11,985,164 0 2,470,540 9,514,624 20.61%

Budget Unit: 20062000

Budget Unit Title	Account Code	Account Title	Adopted Budget	Sep Revenue	YTD Revenue	Balance	Percent
STATE LIQUID FUEL REVENUE	350000	SAVINGS ACCT INTEREST	359	0	15	344	4.26%
STATE LIQUID FUEL REVENUE	352000	INT ON INVSTMTS/GRANT	261	65	142	119	54.44%
STATE LIQUID FUEL REVENUE	396000	GRANT PROCEEDS	944,659	0	929,762	14,898	98.42%
STATE LIQUID FUEL REVENUE	399099	ESTIMATED CASH CARRYOVER	0	0	0	0	

20062000

945,279 65 929,919 15,360 98.38%

City of Harrisburg

Sep YTD Revenue - Budget To Actual - Line Item Detail

Budget Unit: 27272700

Budget Unit Title	Account Code	Account Title	Adopted Budget	Sep Revenue	YTD Revenue	Balance	Percent
SANITATION REVENUE	350000	SAVINGS ACCT INTEREST	947	2	29	918	3.02%
SANITATION REVENUE	352000	INT ON INVSTMTS/GRANT	3	116	264	-261	8,800.67%
SANITATION REVENUE	358090	SALE OF ASSETS	0	0	0	0	
SANITATION REVENUE	367007	GARBAGE AND REFUSE COLL	4,315,048	288,301	3,220,218	1,094,830	74.63%
SANITATION REVENUE	367009	OTHER SANITATION FUND REV	11,438	50	9,702	1,736	84.82%
SANITATION REVENUE	367051	SANITATION LIENS PRINC	15,000	1,043	49,716	-34,716	331.44%
SANITATION REVENUE	367052	SANITATION LIENS INT	2,353	217	896	1,457	38.09%
SANITATION REVENUE	380033	INSURANCE REIMB FOR LOSS	0	0	0	0	
SANITATION REVENUE	385000	REFUNDS OF EXPENDITURES	0	0	0	0	
SANITATION REVENUE	396000	GRANT PROCEEDS	72,674	0	51,853	20,821	71.35%
SANITATION REVENUE	399099	ESTIMATED CASH CARRYOVER	0	0	0	0	

27272700

4,417,463 289,729 3,332,677 1,084,786 75.44%

Budget Unit: 28282800

Budget Unit Title	Account Code	Account Title	Adopted Budget	Sep Revenue	YTD Revenue	Balance	Percent
INCINERATOR REVENUE	350000	SAVINGS ACCT INTEREST	0	2	14	-14	
INCINERATOR REVENUE	368001	INCINERATOR SALES/TIPPING	0	0	0	0	
INCINERATOR REVENUE	368003	INC. PERMIT FEES	0	0	0	0	
INCINERATOR REVENUE	368004	READY TO DISP. CHARGES	0	442,217	4,484,970	-4,484,970	
INCINERATOR REVENUE	368005	SALES OF SCRAP & RESIDUE	0	0	0	0	
INCINERATOR REVENUE	368006	STEAM SALES	0	0	0	0	
INCINERATOR REVENUE	368011	SALE OF ELECTRICITY	0	0	0	0	
INCINERATOR REVENUE	368012	TRANSFER STATION TIPPING	0	0	0	0	
INCINERATOR REVENUE	368051	DISP RTS INC LIENS PRIN.	0	2,767	128,570	-128,570	
INCINERATOR REVENUE	368052	DISP RTS INC. LIENS -INT.	0	621	2,401	-2,401	
INCINERATOR REVENUE	385000	REFUNDS OF EXPENDITURES	0	0	0	0	
INCINERATOR REVENUE	390000	THE HBG AUTHORITY	0	0	0	0	

28282800

0 445,608 4,615,955 -4,615,955

Budget Unit: 29292900

Budget Unit Title	Account Code	Account Title	Adopted Budget	Sep Revenue	YTD Revenue	Balance	Percent
SEWER REVENUE	343090	OTHER PUB WORKS	0	0	0	0	
SEWER REVENUE	350000	SAVINGS ACCT INTEREST	0	0	0	0	
SEWER REVENUE	350002	INT SAVINGS-CONVEY/TRTMNT	3,000	1	47	2,953	1.56%
SEWER REVENUE	350003	INT SAVINGS-COLL SYSTEM	600	0	9	591	1.55%

City of Harrisburg

Sep YTD Revenue - Budget To Actual - Line Item Detail

Budget Unit: 29292900

Budget Unit Title	Account Code	Account Title	Adopted Budget	Sep Revenue	YTD Revenue	Balance	Percent
SEWER REVENUE	352002	INT OTHER-CONVEY/ TREATMNT	0	271	710	-710	
SEWER REVENUE	352003	INT OTHER-COLL SYSTEM	0	54	141	-141	
SEWER REVENUE	358090	SALE OF ASSETS	0	0	0	0	
SEWER REVENUE	369002	CONVEY/TREATMENT	5,151,670	306,474	3,328,960	1,822,710	64.62%
SEWER REVENUE	369003	COLLECTION SYSTEM	928,190	53,899	578,672	349,518	62.34%
SEWER REVENUE	369005	SALE OF SCRAP	350	0	126	224	36.14%
SEWER REVENUE	369008	SALES TO PUBLIC AUTH.	7,945,148	67,801	4,376,980	3,568,168	55.09%
SEWER REVENUE	369010	SLUDGE HANDLING CHGS	425,000	71,813	443,538	-18,538	104.36%
SEWER REVENUE	369011	SALE OF ELECTRIC	150,000	0	141,033	8,967	94.02%
SEWER REVENUE	369012	CONTR WASTE HAUL CHARGES	1,950	150	1,700	250	87.18%
SEWER REVENUE	369013	PRETREATMENT CHARGES	8,100	900	7,200	900	88.89%
SEWER REVENUE	369014	CONT WASTE HAUL LAB FEE	23,000	3,733	23,214	-214	100.93%
SEWER REVENUE	369015	PRETREATMENT LAB FEES	16,000	74	12,775	3,225	79.85%
SEWER REVENUE	369053	LIENS PRINC-CONVEY/ TRTMNT	24,000	655	5,356	18,644	22.32%
SEWER REVENUE	369054	LIENS INT-CONVEY/ TREATMNT	5,000	106	657	4,343	13.14%
SEWER REVENUE	369055	LIENS PRINC-COLL SYSTEM	5,000	130	1,066	3,934	21.32%
SEWER REVENUE	369056	LIENS INT-COLL SYSTEM	1,000	21	131	869	13.07%
SEWER REVENUE	380000	REIMB FOR LOSS /DAMAGE	0	0	774	-774	
SEWER REVENUE	385000	REFUNDS OF EXPENDITURES	0	0	5,613	-5,613	
SEWER REVENUE	385090	MISCELLANEOUS	0	0	17,977	-17,977	
SEWER REVENUE	390000	THE HBG AUTHORITY	0	0	0	0	
SEWER REVENUE	396000	GRANT PROCEEDS	0	0	0	0	
29292900			14,688,008	506,083	8,946,681	5,741,327	60.91%
Summary			92,833,540	3,476,370	66,120,107	26,713,434	71.22%

City of Harrisburg

Sep YTD Expenditures - Budget To Actual - Budget Unit Totals

Budget Unit	Budget Unit Title	Adopted Budget	Amended Budget	Encumbrance	YTD Expense	Enc + YTD Expense	Available Budget	Percent
01000101	COUNCIL	368,586	368,586	4,258	192,746	197,004	171,582	53.45%
01000102	MAYOR	207,850	207,850	0	166,727	166,727	41,123	80.21%
01000103	CONTROLLER	207,629	207,629	8,973	133,500	142,473	65,156	68.62%
01000104	TREASURER	615,311	615,311	4,401	408,471	412,872	202,439	67.10%
01000105	SOLICITOR	496,436	651,040	71,040	445,305	516,345	134,695	79.31%
01010110	BUSINESS ADMINISTRATOR	171,844	167,601	0	89,781	89,781	77,820	53.57%
01010112	FINANCE	540,524	531,660	21,880	261,337	283,217	248,443	53.27%
01010116	INFORMATION TECHNOLOGY	674,605	674,605	4,525	379,225	383,751	290,855	56.89%
01010117	HUMAN RESOURCES	371,385	371,385	8,376	280,428	288,805	82,581	77.76%
01010124	O & R DIRECTOR	681,003	681,003	26,935	484,618	511,554	169,449	75.12%
01010188	GENERAL EXPENSES	8,527,717	8,531,349	27,398	7,405,478	7,432,876	1,098,473	87.12%
01010189	TRANSFERS	11,485,014	10,760,014	0	2,018,374	2,018,374	8,741,640	18.76%
01030134	DBHD DIRECTOR	83,967	83,967	0	64,350	64,350	19,617	76.64%
01030135	PLANNING	97,408	97,408	1,000	29,828	30,828	66,580	31.65%
01030137	CODES	561,293	561,293	1,735	409,075	410,810	150,483	73.19%
01030139	ECONOMIC DEVELOPMENT	34,181	43,655	2,350	15,173	17,523	26,132	40.14%
01040142	POLICE CHIEF	15,896,327	15,896,327	76,820	10,220,069	10,296,889	5,599,438	64.78%
01040146	CRIMINAL INVESTIGATION	0	0	0	0	0	0	
01040151	FIRE	7,798,405	8,398,405	50,201	6,231,204	6,281,405	2,117,000	74.79%
01060160	PUBLIC WORKS DIRECTOR	1,457,938	1,457,938	132,200	757,468	889,669	568,269	61.02%
01060162	CITY SERVICES	2,058,994	2,058,994	60,838	1,420,366	1,481,204	577,791	71.94%
01060172	VEHICLE MANAGEMENT	2,201,675	2,201,675	382,206	1,462,786	1,844,992	356,683	83.80%
01080180	PARKS & REC DIRECTOR	423,017	423,017	4,000	287,693	291,693	131,324	68.96%
01080183	RECREATION	0	0	0	0	0	0	
01080184	PARKS MAINTENANCE	0	0	0	-235	-235	235	
02200210	ADMINISTRATION	1,216,082	1,216,082	17,587	636,812	654,400	561,682	53.81%
02200220	DISTRIBUTION	1,868,091	1,868,091	67,744	1,089,628	1,157,372	710,719	61.95%
02200230	MAINTENANCE	2,752,344	2,806,344	121,070	1,874,378	1,995,449	810,896	71.10%
07700703	PA INFRA BANK NOTES	367,742	367,742	0	297,742	297,742	69,999	80.97%
07700704	CAPITAL LEASE	1,421,056	1,421,056	0	710,694	710,694	710,361	50.01%
07700706	2006 COMMERCE BANK NOTE	849,542	849,542	0	821,584	821,584	27,958	96.71%
07700709	REV BONDS SER A-2 OF 2005	656,825	656,825	0	461,382	461,382	195,443	70.24%
07700711	DCED ALT LOAN	25,000	25,000	0	0	0	25,000	0.00%
07700795	GO BONDS SER A-B OF 95	0	0	0	0	0	0	
07700796	GO BONDS SER A1 OF 97	0	0	0	0	0	0	
07700797	GO SER D-F OF 97	8,665,000	8,665,000	0	0	0	8,665,000	0.00%

City of Harrisburg

Sep YTD Expenditures - Budget To Actual - Budget Unit Totals

Budget Unit	Budget Unit Title	Adopted Budget	Amended Budget	Encumbrance	YTD Expense	Enc + YTD Expense	Available Budget	Percent
20062020	OPERATIONS	945,279	945,279	33,230	889,339	922,569	22,711	97.60%
27272710	OPERATIONS	4,417,463	4,504,077	19,230	2,064,638	2,083,868	2,420,209	46.27%
29292910	ADMINISTRATION	4,668,900	4,668,900	45,513	2,958,364	3,003,877	1,665,023	64.34%
29292920	OPERATIONS	7,445,306	7,345,306	837,163	3,024,964	3,862,127	3,483,180	52.58%
29292930	MAINTENANCE	1,524,957	1,624,957	93,445	493,003	586,448	1,038,509	36.09%
29292940	FIELD MAINTENANCE	1,048,844	1,048,844	12,145	454,601	466,745	582,099	44.50%
Summary		92,833,542	93,003,760	2,136,267	48,940,896	51,077,163	41,926,597	54.92%

City of Harrisburg

Sep YTD Expenditures - Budget To Actual - Line Item Detail

Budget Unit: 01000101

Budget Unit Title	Account Code▲	Account Title	Adopted Budget	Amended Budget	Encumbrance	YTD Expense	Enc + YTD Expense	Available Budget	Percent
COUNCIL	414000	SALARIES & WAGES	253,500	244,500	0	159,036	159,036	85,464	65.05%
COUNCIL	419001	SOCIAL SECURITY	19,000	19,000	0	12,206	12,206	6,794	64.24%
COUNCIL	420010	ADVERTISING	5,000	5,000	0	3,219	3,219	1,781	64.37%
COUNCIL	420020	PRINTING	500	500	0	330	330	170	66.00%
COUNCIL	420030	PHOTOGRAPHY	250	250	0	150	150	100	60.00%
COUNCIL	420050	POSTAGE	50	90	0	53	53	37	59.23%
COUNCIL	421010	LEGAL	63,000	63,000	0	2,500	2,500	60,500	3.97%
COUNCIL	425000	OFFICE EQUIPMENT	200	400	0	107	107	293	26.85%
COUNCIL	425050	COMMUNICATIONS EQUIPMENT	500	500	0	0	0	500	0.00%
COUNCIL	425090	MAINT SERV CONTRACT	4,300	4,300	658	3,642	4,300	0	100.00%
COUNCIL	429001	TUITION/TRAINING	200	450	0	300	300	150	66.67%
COUNCIL	429009	ADMIN/TRUSTEE FEE	80	40	0	29	29	11	71.75%
COUNCIL	429014	CONTRACTED PERSONNEL SVS.	0	9,000	3,600	3,150	6,750	2,250	75.00%
COUNCIL	429015	TRAVEL	3,643	3,643	0	2,266	2,266	1,377	62.21%
COUNCIL	429016	CONFERENCES	1,000	1,000	0	125	125	875	12.50%
COUNCIL	429017	MEMBERSHIPS	3,813	3,813	0	3,813	3,813	0	100.00%
COUNCIL	429090	MISC CONTRACTED SRVCS	225	225	0	0	0	225	0.00%
COUNCIL	430003	SUBSCRIPTIONS	0	0	0	0	0	0	
COUNCIL	430004	AUDIO-VISUAL	75	75	0	0	0	75	0.00%
COUNCIL	430009	OFFICE	250	0	0	0	0	0	
COUNCIL	430099	MISC SUPPLIES AND EXP	13,000	12,800	0	1,820	1,820	10,980	14.22%
01000101			368,586	368,586	4,258	192,746	197,004	171,582	53.45%

Budget Unit: 01000102

Budget Unit Title	Account Code▲	Account Title	Adopted Budget	Amended Budget	Encumbrance	YTD Expense	Enc + YTD Expense	Available Budget	Percent
MAYOR	414000	SALARIES & WAGES	180,000	180,000	0	147,949	147,949	32,051	82.19%
MAYOR	415000	TEMPORARY	0	0	0	0	0	0	
MAYOR	419001	SOCIAL SECURITY	13,770	13,770	0	11,363	11,363	2,407	82.52%
MAYOR	420010	ADVERTISING	300	300	0	0	0	300	0.00%
MAYOR	420020	PRINTING	1,000	1,000	0	287	287	713	28.70%
MAYOR	420030	PHOTOGRAPHY	300	300	0	0	0	300	0.00%
MAYOR	420040	TELEPHONE	1,500	1,500	0	522	522	978	34.77%
MAYOR	420050	POSTAGE	1,100	1,100	0	443	443	657	40.27%
MAYOR	421050	OTHER PROFESSIONAL FEES	0	0	0	0	0	0	
MAYOR	425000	OFFICE EQUIPMENT	500	500	0	0	0	500	0.00%

City of Harrisburg

Sep YTD Expenditures - Budget To Actual - Line Item Detail

Budget Unit: 01000102

Budget Unit Title	Account Code ▲	Account Title	Adopted Budget	Amended Budget	Encumbrance	YTD Expense	Enc + YTD Expense	Available Budget	Percent
MAYOR	425090	MAINT SERV CONTRACT	0	0	0	0	0	0	
MAYOR	429009	ADMIN/TRUSTEE FEE	80	80	0	77	77	3	96.12%
MAYOR	429015	TRAVEL	1,500	1,500	0	835	835	665	55.65%
MAYOR	429016	CONFERENCES	2,300	2,300	0	140	140	2,160	6.10%
MAYOR	429017	MEMBERSHIPS	0	0	0	0	0	0	
MAYOR	429090	MISC CONTRACTED SRVCS	0	0	0	0	0	0	
MAYOR	430006	PHOTOGRAPHY	0	0	0	0	0	0	
MAYOR	430009	OFFICE	500	500	0	191	191	309	38.21%
MAYOR	430099	MISC SUPPLIES AND EXP	0	0	0	0	0	0	
MAYOR	453049	LEASE PURCHASE	5,000	5,000	0	4,920	4,920	80	98.41%
01000102			207,850	207,850	0	166,727	166,727	41,123	80.21%

Budget Unit: 01000103

Budget Unit Title	Account Code ▲	Account Title	Adopted Budget	Amended Budget	Encumbrance	YTD Expense	Enc + YTD Expense	Available Budget	Percent
CONTROLLER	414000	SALARIES & WAGES	135,744	135,744	0	100,877	100,877	34,867	74.31%
CONTROLLER	419001	SOCIAL SECURITY	10,385	10,385	0	7,717	7,717	2,668	74.31%
CONTROLLER	420050	POSTAGE	0	20	0	0	0	20	0.00%
CONTROLLER	421010	LEGAL	60,000	60,000	8,973	24,606	33,579	26,421	55.96%
CONTROLLER	425090	MAINT SERV CONTRACT	1,500	1,219	0	40	40	1,179	3.28%
CONTROLLER	430009	OFFICE	0	261	0	261	261	0	100.00%
01000103			207,629	207,629	8,973	133,500	142,473	65,156	68.62%

Budget Unit: 01000104

Budget Unit Title	Account Code ▲	Account Title	Adopted Budget	Amended Budget	Encumbrance	YTD Expense	Enc + YTD Expense	Available Budget	Percent
TREASURER	414000	SALARIES & WAGES	399,830	390,830	0	263,349	263,349	127,481	67.38%
TREASURER	415000	TEMPORARY	0	0	0	0	0	0	
TREASURER	419001	SOCIAL SECURITY	30,588	30,588	0	20,146	20,146	10,442	65.86%
TREASURER	420010	ADVERTISING	250	250	0	0	0	250	0.00%
TREASURER	420020	PRINTING	2,000	2,000	0	911	911	1,089	45.53%
TREASURER	420040	TELEPHONE	550	550	0	225	225	325	40.92%
TREASURER	420050	POSTAGE	4,000	4,000	0	3,904	3,904	96	97.60%
TREASURER	421010	LEGAL	60,000	60,000	0	13,579	13,579	46,421	22.63%
TREASURER	423090	PUBLIC OFF PREM	1,500	1,500	0	1,440	1,440	60	96.00%
TREASURER	423091	PUBLIC OFF DEDUCT	0	0	0	0	0	0	
TREASURER	425000	OFFICE EQUIPMENT	1,500	1,500	0	930	930	570	62.02%

City of Harrisburg

Sep YTD Expenditures - Budget To Actual - Line Item Detail

Budget Unit: 01000104

Budget Unit Title	Account Code ▲	Account Title	Adopted Budget	Amended Budget	Encumbrance	YTD Expense	Enc + YTD Expense	Available Budget	Percent
TREASURER	425030	BUILDING MAINT	0	0	0	0	0	0	
TREASURER	425090	MAINT SERV CONTRACT	46,000	51,000	146	46,578	46,723	4,277	91.61%
TREASURER	429009	ADMIN/TRUSTEE FEE	0	0	0	0	0	0	
TREASURER	429014	CONTRACTED PERSONNEL SVS.	0	9,000	0	0	0	9,000	0.00%
TREASURER	429015	TRAVEL	0	0	0	0	0	0	
TREASURER	429016	CONFERENCES	0	0	0	0	0	0	
TREASURER	429017	MEMBERSHIPS	200	200	0	0	0	200	0.00%
TREASURER	429025	DISASTER RECOVERY SYSTEM	10,400	922	0	0	0	922	0.00%
TREASURER	430002	SOFTWARE	16,073	16,073	4,256	11,817	16,073	0	100.00%
TREASURER	430003	SUBSCRIPTIONS	0	0	0	0	0	0	
TREASURER	430008	DATA PROCESSING	850	850	0	0	0	850	0.00%
TREASURER	430009	OFFICE	500	500	0	97	97	403	19.41%
TREASURER	430042	TOOLS & HARDWARE	50	50	0	0	0	50	0.00%
TREASURER	430099	MISC SUPPLIES AND EXP	0	0	0	0	0	0	
TREASURER	439015	OFFICE EQUIPMENT	0	4,478	0	4,478	4,478	0	100.00%
TREASURER	453049	LEASE PURCHASE	41,020	41,020	0	41,018	41,018	2	100.00%
01000104			615,311	615,311	4,401	408,471	412,872	202,439	67.10%

Budget Unit: 01000105

Budget Unit Title	Account Code ▲	Account Title	Adopted Budget	Amended Budget	Encumbrance	YTD Expense	Enc + YTD Expense	Available Budget	Percent
SOLICITOR	414000	SALARIES & WAGES	198,370	183,870	0	90,281	90,281	93,589	49.10%
SOLICITOR	419001	SOCIAL SECURITY	15,176	17,280	0	6,907	6,907	10,373	39.97%
SOLICITOR	420010	ADVERTISING	1,000	625	0	504	504	121	80.64%
SOLICITOR	420020	PRINTING	0	0	0	0	0	0	
SOLICITOR	420040	TELEPHONE	600	600	0	476	476	124	79.26%
SOLICITOR	420050	POSTAGE	450	450	0	281	281	169	62.50%
SOLICITOR	421010	LEGAL	250,000	417,000	67,869	332,313	400,183	16,817	95.97%
SOLICITOR	421030	CONSULTING	0	0	0	0	0	0	
SOLICITOR	421060	STENOGRAPHER	250	250	0	0	0	250	0.00%
SOLICITOR	421080	FILING FEES	100	100	0	-26	-26	126	-26.00%
SOLICITOR	429001	TUITION/ TRAINING	0	375	0	375	375	0	100.00%
SOLICITOR	429009	ADMIN/TRUSTEE FEE	40	40	0	0	0	40	0.00%
SOLICITOR	429015	TRAVEL	0	0	0	0	0	0	
SOLICITOR	429016	CONFERENCES	0	0	0	0	0	0	
SOLICITOR	429017	MEMBERSHIPS	450	450	0	200	200	250	44.44%

City of Harrisburg

Sep YTD Expenditures - Budget To Actual - Line Item Detail

Budget Unit: 01000105

Budget Unit Title	Account Code ▲	Account Title	Adopted Budget	Amended Budget	Encumbrance	YTD Expense	Enc + YTD Expense	Available Budget	Percent
SOLICITOR	430002	SOFTWARE	0	0	0	0	0	0	
SOLICITOR	430003	SUBSCRIPTIONS	30,000	30,000	3,171	13,995	17,165	12,835	57.22%
SOLICITOR	430009	OFFICE	0	0	0	0	0	0	
01000105			496,436	651,040	71,040	445,305	516,345	134,695	79.31%

Budget Unit: 01010110

Budget Unit Title	Account Code ▲	Account Title	Adopted Budget	Amended Budget	Encumbrance	YTD Expense	Enc + YTD Expense	Available Budget	Percent
BUSINESS ADMINISTRATOR	414000	SALARIES & WAGES	151,000	132,676	0	79,008	79,008	53,669	59.55%
BUSINESS ADMINISTRATOR	415000	TEMPORARY	0	13,080	0	0	0	13,080	0.00%
BUSINESS ADMINISTRATOR	419001	SOCIAL SECURITY	11,744	12,745	0	6,070	6,070	6,675	47.63%
BUSINESS ADMINISTRATOR	420010	ADVERTISING	2,000	1,649	0	700	700	949	42.45%
BUSINESS ADMINISTRATOR	420020	PRINTING	0	251	0	251	251	0	100.00%
BUSINESS ADMINISTRATOR	420040	TELEPHONE	700	700	0	465	465	235	66.42%
BUSINESS ADMINISTRATOR	420050	POSTAGE	500	500	0	197	197	303	39.39%
BUSINESS ADMINISTRATOR	421010	LEGAL	0	0	0	0	0	0	
BUSINESS ADMINISTRATOR	421030	CONSULTING	0	0	0	0	0	0	
BUSINESS ADMINISTRATOR	421050	OTHER PROFESSIONAL FEES	0	0	0	0	0	0	
BUSINESS ADMINISTRATOR	421070	ARBITRATION	4,000	3,120	0	950	950	2,170	30.45%
BUSINESS ADMINISTRATOR	425090	MAINT SERV CONTRACT	0	0	0	0	0	0	
BUSINESS ADMINISTRATOR	429001	TUITION/TRAINING	900	1,000	0	941	941	59	94.10%
BUSINESS ADMINISTRATOR	429009	ADMIN/TRUSTEE FEE	0	0	0	0	0	0	
BUSINESS ADMINISTRATOR	429015	TRAVEL	0	0	0	0	0	0	
BUSINESS ADMINISTRATOR	429016	CONFERENCES	0	0	0	0	0	0	
BUSINESS ADMINISTRATOR	429017	MEMBERSHIPS	0	980	0	980	980	0	100.00%
BUSINESS ADMINISTRATOR	429090	MISC CONTRACTED SRVCS	0	0	0	0	0	0	
BUSINESS ADMINISTRATOR	430002	SOFTWARE	0	0	0	0	0	0	

City of Harrisburg

Sep YTD Expenditures - Budget To Actual - Line Item Detail

Budget Unit: 01010110

Budget Unit Title	Account Code ▲	Account Title	Adopted Budget	Amended Budget	Encumbrance	YTD Expense	Enc + YTD Expense	Available Budget	Percent
BUSINESS ADMINISTRATOR	430003	SUBSCRIPTIONS	0	0	0	0	0	0	
BUSINESS ADMINISTRATOR	430008	DATA PROCESSING	0	0	0	0	0	0	
BUSINESS ADMINISTRATOR	430009	OFFICE	1,000	900	0	219	219	681	24.39%
BUSINESS ADMINISTRATOR	430099	MISC SUPPLIES AND EXP	0	0	0	0	0	0	
01010110			171,844	167,601	0	89,781	89,781	77,820	53.57%

Budget Unit: 01010112

Budget Unit Title	Account Code ▲	Account Title	Adopted Budget	Amended Budget	Encumbrance	YTD Expense	Enc + YTD Expense	Available Budget	Percent
FINANCE	414000	SALARIES & WAGES	367,555	341,766	0	201,093	201,093	140,674	58.84%
FINANCE	415000	TEMPORARY	0	16,925	0	0	0	16,925	0.00%
FINANCE	419001	SOCIAL SECURITY	28,119	28,119	0	15,443	15,443	12,676	54.92%
FINANCE	420010	ADVERTISING	700	1,090	0	951	951	139	87.23%
FINANCE	420020	PRINTING	900	900	0	442	442	458	49.09%
FINANCE	420040	TELEPHONE	0	500	0	209	209	291	41.71%
FINANCE	420050	POSTAGE	2,100	1,600	0	1,450	1,450	150	90.62%
FINANCE	421010	LEGAL	0	0	0	0	0	0	
FINANCE	421020	AUDIT	90,000	77,200	0	560	560	76,640	0.73%
FINANCE	421030	CONSULTING	30,000	42,000	21,880	20,000	41,880	120	99.71%
FINANCE	421050	OTHER PROFESSIONAL FEES	0	0	0	0	0	0	
FINANCE	425000	OFFICE EQUIPMENT	0	0	0	0	0	0	
FINANCE	425090	MAINT SERV CONTRACT	20,000	20,430	0	20,407	20,407	23	99.89%
FINANCE	429001	TUITION/TRAINING	0	130	0	130	130	0	100.00%
FINANCE	429009	ADMIN/TRUSTEE FEE	50	50	0	38	38	12	76.90%
FINANCE	429014	CONTRACTED PERSONNEL SVS.	0	0	0	0	0	0	
FINANCE	429017	MEMBERSHIPS	0	0	0	0	0	0	
FINANCE	429090	MISC CONTRACTED SRVCS	0	0	0	0	0	0	
FINANCE	430002	SOFTWARE	0	0	0	0	0	0	
FINANCE	430003	SUBSCRIPTIONS	100	470	0	422	422	48	89.79%
FINANCE	430009	OFFICE	1,000	480	0	193	193	287	40.12%
FINANCE	430014	WEARING APPAREL	0	0	0	0	0	0	
FINANCE	430099	MISC SUPPLIES AND EXP	0	0	0	0	0	0	
FINANCE	463000	MATCHING SHARE GRANTS	0	0	0	0	0	0	
01010112			540,524	531,660	21,880	261,337	283,217	248,443	53.27%

City of Harrisburg

Sep YTD Expenditures - Budget To Actual - Line Item Detail

Budget Unit: 01010116

Budget Unit Title	Account Code ▲	Account Title	Adopted Budget	Amended Budget	Encumbrance	YTD Expense	Enc + YTD Expense	Available Budget	Percent
INFORMATION TECHNOLOGY	414000	SALARIES & WAGES	414,971	414,971	0	266,361	266,361	148,610	64.19%
INFORMATION TECHNOLOGY	419001	SOCIAL SECURITY	31,746	31,746	0	20,387	20,387	11,359	64.22%
INFORMATION TECHNOLOGY	420010	ADVERTISING	0	567	0	567	567	0	100.00%
INFORMATION TECHNOLOGY	420020	PRINTING	0	0	0	0	0	0	
INFORMATION TECHNOLOGY	420040	TELEPHONE	1,000	1,000	0	636	636	364	63.64%
INFORMATION TECHNOLOGY	420041	E-MAIL/INTERNET	5,000	5,000	0	4,275	4,275	725	85.50%
INFORMATION TECHNOLOGY	420050	POSTAGE	50	50	0	3	3	47	5.56%
INFORMATION TECHNOLOGY	421030	CONSULTING	20,000	20,000	0	13,490	13,490	6,510	67.45%
INFORMATION TECHNOLOGY	425030	BUILDING MAINT	1,000	1,000	0	0	0	1,000	0.00%
INFORMATION TECHNOLOGY	425080	SERVICE CONTRACTS	4,000	3,433	0	0	0	3,433	0.00%
INFORMATION TECHNOLOGY	425090	MAINT SERV CONTRACT	70,000	70,000	463	47,122	47,585	22,415	67.98%
INFORMATION TECHNOLOGY	425099	OTHER CONT MAINT	4,000	462	0	0	0	462	0.00%
INFORMATION TECHNOLOGY	429001	TUITION/TRAINING	1,000	1,000	0	0	0	1,000	0.00%
INFORMATION TECHNOLOGY	429009	ADMIN/TRUSTEE FEE	0	0	0	0	0	0	
INFORMATION TECHNOLOGY	429015	TRAVEL	0	0	0	0	0	0	
INFORMATION TECHNOLOGY	429017	MEMBERSHIPS	0	0	0	0	0	0	
INFORMATION TECHNOLOGY	429070	STORAGE	0	3,538	0	3,538	3,538	0	100.00%
INFORMATION TECHNOLOGY	429090	MISC CONTRACTED SRVCS	0	0	0	0	0	0	
INFORMATION TECHNOLOGY	430001	EDUCATIONAL	0	0	0	0	0	0	
INFORMATION TECHNOLOGY	430002	SOFTWARE	25,000	25,000	4,062	11,280	15,342	9,658	61.37%
INFORMATION TECHNOLOGY	430003	SUBSCRIPTIONS	0	0	0	0	0	0	
INFORMATION TECHNOLOGY	430008	DATA PROCESSING	15,000	15,000	0	9,925	9,925	5,075	66.17%
INFORMATION TECHNOLOGY	430009	OFFICE	150	150	0	0	0	150	0.00%
INFORMATION TECHNOLOGY	430099	MISC SUPPLIES AND EXP	0	0	0	0	0	0	

City of Harrisburg

Sep YTD Expenditures - Budget To Actual - Line Item Detail

Budget Unit: 01010116

Budget Unit Title	Account Code ▲	Account Title	Adopted Budget	Amended Budget	Encumbrance	YTD Expense	Enc + YTD Expense	Available Budget	Percent
INFORMATION TECHNOLOGY	439015	OFFICE EQUIPMENT	500	500	0	0	0	500	0.00%
INFORMATION TECHNOLOGY	453000	OPERATIONS EQUIPMENT	0	0	0	0	0	0	
INFORMATION TECHNOLOGY	453049	LEASE PURCHASE	2,188	2,188	0	1,641	1,641	547	75.00%
INFORMATION TECHNOLOGY	453051	EQUIPMENT-DATA PROCESSING	79,000	79,000	0	0	0	79,000	0.00%
01010116			674,605	674,605	4,525	379,225	383,751	290,855	56.89%

Budget Unit: 01010117

Budget Unit Title	Account Code ▲	Account Title	Adopted Budget	Amended Budget	Encumbrance	YTD Expense	Enc + YTD Expense	Available Budget	Percent
HUMAN RESOURCES	414000	SALARIES & WAGES	302,885	302,885	0	231,165	231,165	71,720	76.32%
HUMAN RESOURCES	419001	SOCIAL SECURITY	23,171	23,171	0	17,749	17,749	5,422	76.60%
HUMAN RESOURCES	420010	ADVERTISING	100	100	0	0	0	100	0.00%
HUMAN RESOURCES	420020	PRINTING	0	0	0	0	0	0	
HUMAN RESOURCES	420050	POSTAGE	1,800	1,800	0	804	804	996	44.66%
HUMAN RESOURCES	421010	LEGAL	0	0	0	0	0	0	
HUMAN RESOURCES	421050	OTHER PROFESSIONAL FEES	0	0	0	0	0	0	
HUMAN RESOURCES	421051	NON-CDL DRUG/ALC/MED TEST	1,500	1,300	21	679	700	600	53.85%
HUMAN RESOURCES	421052	CDL DRUG/ALC/MED TESTING	2,500	2,500	160	1,840	2,000	500	80.00%
HUMAN RESOURCES	421053	CREDIT REPORTS	310	610	0	482	482	128	78.98%
HUMAN RESOURCES	421054	CRIMINAL HIST RPTS	1,000	1,000	0	0	0	1,000	0.00%
HUMAN RESOURCES	421055	CHILD ABUSE HIST CLEARANC	0	0	0	0	0	0	
HUMAN RESOURCES	425090	MAINT SERV CONTRACT	0	0	0	0	0	0	
HUMAN RESOURCES	429001	TUITION/TRAINING	500	500	0	0	0	500	0.00%
HUMAN RESOURCES	429009	ADMIN/TRUSTEE FEE	38	38	0	38	38	0	100.00%
HUMAN RESOURCES	429014	CONTRACTED PERSONNEL SVS.	36,326	36,326	8,196	27,131	35,326	1,000	97.25%
HUMAN RESOURCES	429016	CONFERENCES	0	0	0	0	0	0	

City of Harrisburg

Sep YTD Expenditures - Budget To Actual - Line Item Detail

Budget Unit: 01010117

Budget Unit Title	Account Code ▲	Account Title	Adopted Budget	Amended Budget	Encumbrance	YTD Expense	Enc + YTD Expense	Available Budget	Percent
HUMAN RESOURCES	429017	MEMBERSHIPS	380	380	0	200	200	180	52.63%
HUMAN RESOURCES	429090	MISC CONTRACTED SRVCS	0	0	0	0	0	0	
HUMAN RESOURCES	430001	EDUCATIONAL	0	0	0	0	0	0	
HUMAN RESOURCES	430002	SOFTWARE	75	75	0	0	0	75	0.00%
HUMAN RESOURCES	430003	SUBSCRIPTIONS	100	200	0	152	152	48	75.92%
HUMAN RESOURCES	430006	PHOTOGRAPHY	500	0	0	0	0	0	
HUMAN RESOURCES	430009	OFFICE	200	500	0	189	189	311	37.73%
01010117			371,385	371,385	8,376	280,428	288,805	82,581	77.76%

Budget Unit: 01010124

Budget Unit Title	Account Code ▲	Account Title	Adopted Budget	Amended Budget	Encumbrance	YTD Expense	Enc + YTD Expense	Available Budget	Percent
O & R DIRECTOR	414000	SALARIES & WAGES	405,366	405,366	0	283,719	283,719	121,647	69.99%
O & R DIRECTOR	416000	OVERTIME	0	0	0	0	0	0	
O & R DIRECTOR	419001	SOCIAL SECURITY	31,012	31,012	0	21,704	21,704	9,308	69.99%
O & R DIRECTOR	420010	ADVERTISING	0	306	0	306	306	0	100.00%
O & R DIRECTOR	420020	PRINTING	2,500	3,706	0	3,537	3,537	169	95.44%
O & R DIRECTOR	420040	TELEPHONE	1,400	1,400	0	370	370	1,030	26.42%
O & R DIRECTOR	420050	POSTAGE	115,000	114,620	0	90,772	90,772	23,848	79.19%
O & R DIRECTOR	421010	LEGAL	0	0	0	0	0	0	
O & R DIRECTOR	421040	COLLECTION(OPT & LIENS)	5,000	5,000	0	3,960	3,960	1,040	79.19%
O & R DIRECTOR	421080	FILING FEES	1,400	1,400	0	444	444	956	31.68%
O & R DIRECTOR	425090	MAINT SERV CONTRACT	85,000	83,794	16,701	58,003	74,704	9,090	89.15%
O & R DIRECTOR	429009	ADMIN/TRUSTEE FEE	75	75	0	38	38	37	51.27%
O & R DIRECTOR	429016	CONFERENCES	0	0	0	0	0	0	
O & R DIRECTOR	429017	MEMBERSHIPS	50	50	0	50	50	0	100.00%
O & R	429018	PERMITS	0	380	0	380	380	0	100.00%

City of Harrisburg

Sep YTD Expenditures - Budget To Actual - Line Item Detail

Budget Unit: 01010124

Budget Unit Title	Account Code ▲	Account Title	Adopted Budget	Amended Budget	Encumbrance	YTD Expense	Enc + YTD Expense	Available Budget	Percent
DIRECTOR									
O & R DIRECTOR	429090	MISC CONTRACTED SRVCS	4,500	4,194	0	3,046	3,046	1,147	72.64%
O & R DIRECTOR	430002	SOFTWARE	0	0	0	0	0	0	
O & R DIRECTOR	430003	SUBSCRIPTIONS	0	0	0	0	0	0	
O & R DIRECTOR	430005	DUPLICATING	24,000	24,000	9,962	14,038	24,000	0	100.00%
O & R DIRECTOR	430006	PHOTOGRAPHY	0	0	0	0	0	0	
O & R DIRECTOR	430009	OFFICE	5,000	5,000	273	4,227	4,500	500	90.00%
O & R DIRECTOR	430014	WEARING APPAREL	200	200	0	0	0	200	0.00%
O & R DIRECTOR	430099	MISC SUPPLIES AND EXP	0	0	0	0	0	0	
O & R DIRECTOR	453000	OPERATIONS EQUIPMENT	500	500	0	24	24	476	4.79%
O & R DIRECTOR	486000	PYMT OF PRIOR YR EXPEND.	0	0	0	0	0	0	
01010124			681,003	681,003	26,935	484,618	511,554	169,449	75.12%

Budget Unit: 01010188

Budget Unit Title	Account Code ▲	Account Title	Adopted Budget	Amended Budget	Encumbrance	YTD Expense	Enc + YTD Expense	Available Budget	Percent
GENERAL EXPENSES	414000	SALARIES & WAGES	0	0	0	0	0	0	
GENERAL EXPENSES	415000	TEMPORARY	0	3,373	0	3,373	3,373	0	100.00%
GENERAL EXPENSES	417000	SICK LEAVE BUY-BACK	16,000	16,000	0	12,978	12,978	3,022	81.12%
GENERAL EXPENSES	419001	SOCIAL SECURITY	31,824	32,083	0	8,746	8,746	23,337	27.26%
GENERAL EXPENSES	419002	MEDICAL	5,900,000	5,900,000	0	5,840,494	5,840,494	59,506	98.99%
GENERAL EXPENSES	419005	SEVERANCE PAY	400,000	400,000	0	97,981	97,981	302,019	24.50%
GENERAL EXPENSES	419006	MANDATORY MEDICARE	0	0	0	0	0	0	
GENERAL EXPENSES	419007	MEDICARE - PART B	5,000	5,000	0	3,895	3,895	1,105	77.91%
GENERAL EXPENSES	419010	UNEMPLOYMENT COMPENSAT	230,296	230,296	0	171,156	171,156	59,140	74.32%
GENERAL EXPENSES	419011	WORKERS' COMP-ADJ FEES	50,000	50,000	22,527	24,223	46,750	3,250	93.50%
GENERAL EXPENSES	419012	LOSS TIME & MED	300,000	300,000	0	119,167	119,167	180,833	39.72%

City of Harrisburg

Sep YTD Expenditures - Budget To Actual - Line Item Detail

Budget Unit: 01010188

Budget Unit Title	Account Code ▲	Account Title	Adopted Budget	Amended Budget	Encumbrance	YTD Expense	Enc + YTD Expense	Available Budget	Percent
GENERAL EXPENSES	419014	STATE FEES & ASSESSMENTS	38,500	38,500	0	35,798	35,798	2,702	92.98%
GENERAL EXPENSES	419015	EXCESS POLICY & BOND	81,616	81,616	0	80,043	80,043	1,573	98.07%
GENERAL EXPENSES	420010	ADVERTISING	0	0	0	0	0	0	
GENERAL EXPENSES	420020	PRINTING	0	0	0	0	0	0	
GENERAL EXPENSES	420040	TELEPHONE	85,000	85,000	0	58,154	58,154	26,846	68.42%
GENERAL EXPENSES	420041	E-MAIL/INTERNET	10,500	4,734	0	1,769	1,769	2,965	37.36%
GENERAL EXPENSES	420050	POSTAGE	0	0	0	0	0	0	
GENERAL EXPENSES	421010	LEGAL	50,000	45,000	0	13,510	13,510	31,490	30.02%
GENERAL EXPENSES	421030	CONSULTING	10,000	14,700	4,830	9,660	14,490	210	98.57%
GENERAL EXPENSES	421050	OTHER PROFESSIONAL FEES	600	900	0	0	0	900	0.00%
GENERAL EXPENSES	423002	STOP/LOSS PREMIUM	310,000	310,000	0	263,751	263,751	46,249	85.08%
GENERAL EXPENSES	423010	AUTOMOBILE PREM	171,000	165,000	0	96,366	96,366	68,634	58.40%
GENERAL EXPENSES	423011	AUTO DEDUCT	16,000	16,000	0	15,604	15,604	396	97.53%
GENERAL EXPENSES	423020	GENERAL LIABILITY PREM	120,000	105,000	0	66,979	66,979	38,021	63.79%
GENERAL EXPENSES	423021	GEN LIAB DEDUCT	50,000	42,606	0	3,198	3,198	39,408	7.50%
GENERAL EXPENSES	423030	BOILER	12,010	12,010	0	2,623	2,623	9,387	21.84%
GENERAL EXPENSES	423040	PROPERTY & CRIME PREM	85,781	79,781	0	57,255	57,255	22,526	71.77%
GENERAL EXPENSES	423041	PROPERTY DEDUCT	0	0	0	0	0	0	
GENERAL EXPENSES	423050	INLAND MARINE	11,000	13,394	0	13,394	13,394	0	100.00%
GENERAL EXPENSES	423060	FLOOD PREM	24,000	30,104	0	25,104	25,104	5,000	83.39%
GENERAL EXPENSES	423080	POLICE PROF PREM	0	0	0	0	0	0	
GENERAL EXPENSES	423081	POLICE PROF DEDUCT	0	0	0	0	0	0	
GENERAL EXPENSES	423090	PUBLIC OFF PREM	42,300	42,300	0	25,327	25,327	16,973	59.87%
GENERAL EXPENSES	423091	PUBLIC OFF DEDUCT	10,000	8,896	0	31	31	8,865	0.34%

City of Harrisburg

Sep YTD Expenditures - Budget To Actual - Line Item Detail

Budget Unit: 01010188

Budget Unit Title	Account Code ▲	Account Title	Adopted Budget	Amended Budget	Encumbrance	YTD Expense	Enc + YTD Expense	Available Budget	Percent
GENERAL EXPENSES	423095	EXCESS LIABILITY	40,000	41,400	0	41,400	41,400	0	100.00%
GENERAL EXPENSES	423097	TERRORISM	2,000	48	0	0	0	48	0.00%
GENERAL EXPENSES	425090	MAINT SERV CONTRACT	7,500	7,500	42	6,748	6,790	710	90.53%
GENERAL EXPENSES	429009	ADMIN/TRUSTEE FEE	4,700	4,700	0	4,411	4,411	289	93.85%
GENERAL EXPENSES	429016	CONFERENCES	0	0	0	0	0	0	
GENERAL EXPENSES	429017	MEMBERSHIPS	19,580	19,580	0	14,858	14,858	4,722	75.89%
GENERAL EXPENSES	429025	DISASTER RECOVERY SYSTEM	0	0	0	0	0	0	
GENERAL EXPENSES	429090	MISC CONTRACTED SRVCS	0	0	0	0	0	0	
GENERAL EXPENSES	429095	BANK SERV CHARGES	10,000	11,500	0	11,097	11,097	403	96.50%
GENERAL EXPENSES	429097	DCTCC FEE	0	0	0	0	0	0	
GENERAL EXPENSES	430003	SUBSCRIPTIONS	0	0	0	0	0	0	
GENERAL EXPENSES	430006	PHOTOGRAPHY	0	0	0	0	0	0	
GENERAL EXPENSES	430099	MISC SUPPLIES AND EXP	0	0	0	0	0	0	
GENERAL EXPENSES	447100	INTEREST EXPENSE	0	452	0	452	452	0	100.00%
GENERAL EXPENSES	453049	LEASE PURCHASE	0	0	0	0	0	0	
GENERAL EXPENSES	462000	GRANTS TO LOCAL UNITS	0	0	0	0	0	0	
GENERAL EXPENSES	462001	GRANTS TO DAU CO LIBRARY	0	0	0	0	0	0	
GENERAL EXPENSES	462002	GRANTS TO CAT	272,510	272,510	0	136,255	136,255	136,255	50.00%
GENERAL EXPENSES	462012	DOWNTOWN IMPROVMENT DISTR	0	0	0	0	0	0	
GENERAL EXPENSES	462013	HBG REGIONAL CHAMBER	0	0	0	0	0	0	
GENERAL EXPENSES	481055	LIABILITY INSURANCE CLAIM	0	0	0	0	0	0	
GENERAL EXPENSES	485000	REFUND PRIOR YEAR REVENUE	0	15,000	0	15,000	15,000	0	100.00%
GENERAL EXPENSES	485002	FINES AND SETTLEMENTS	110,000	122,000	0	120,311	120,311	1,689	98.62%

City of Harrisburg

Sep YTD Expenditures - Budget To Actual - Line Item Detail

Budget Unit: 01010188

Budget Unit Title	Account Code ▲	Account Title	Adopted Budget	Amended Budget	Encumbrance	YTD Expense	Enc + YTD Expense	Available Budget	Percent
GENERAL EXPENSES	486000	PYMT OF PRIOR YR EXPEND.	0	4,366	0	4,366	4,366	0	100.00%
GENERAL EXPENSES	488002	WORKERS' COMP FUND REPYMT	0	0	0	0	0	0	
01010188			8,527,717	8,531,349	27,398	7,405,478	7,432,876	1,098,473	87.12%

Budget Unit: 01010189

Budget Unit Title	Account Code ▲	Account Title	Adopted Budget	Amended Budget	Encumbrance	YTD Expense	Enc + YTD Expense	Available Budget	Percent
TRANSFERS	481006	CAPITOL PROJECTS FUND	0	0	0	0	0	0	
TRANSFERS	481007	DEBT SERVICE FUND TRANS	11,485,014	10,760,014	0	2,018,374	2,018,374	8,741,640	18.76%
01010189			11,485,014	10,760,014	0	2,018,374	2,018,374	8,741,640	18.76%

Budget Unit: 01030134

Budget Unit Title	Account Code ▲	Account Title	Adopted Budget	Amended Budget	Encumbrance	YTD Expense	Enc + YTD Expense	Available Budget	Percent
DBHD DIRECTOR	414000	SALARIES & WAGES	78,000	78,000	0	59,760	59,760	18,240	76.62%
DBHD DIRECTOR	419001	SOCIAL SECURITY	5,967	5,967	0	4,590	4,590	1,377	76.92%
DBHD DIRECTOR	420010	ADVERTISING	0	0	0	0	0	0	
DBHD DIRECTOR	420050	POSTAGE	0	0	0	0	0	0	
DBHD DIRECTOR	429009	ADMIN/TRUSTEE FEE	0	0	0	0	0	0	
DBHD DIRECTOR	429016	CONFERENCES	0	0	0	0	0	0	
DBHD DIRECTOR	429017	MEMBERSHIPS	0	0	0	0	0	0	
01030134			83,967	83,967	0	64,350	64,350	19,617	76.64%

Budget Unit: 01030135

Budget Unit Title	Account Code ▲	Account Title	Adopted Budget	Amended Budget	Encumbrance	YTD Expense	Enc + YTD Expense	Available Budget	Percent
PLANNING	414000	SALARIES & WAGES	63,710	43,646	0	9,159	9,159	34,487	20.98%
PLANNING	419001	SOCIAL SECURITY	4,873	4,873	0	701	701	4,172	14.38%
PLANNING	420010	ADVERTISING	6,000	14,000	0	4,843	4,843	9,157	34.60%
PLANNING	420020	PRINTING	100	100	0	0	0	100	0.00%
PLANNING	420030	PHOTOGRAPHY	0	0	0	0	0	0	
PLANNING	420050	POSTAGE	250	500	0	45	45	455	9.00%
PLANNING	421010	LEGAL	0	9,000	0	0	0	9,000	0.00%
PLANNING	421020	AUDIT	0	0	0	0	0	0	
PLANNING	421030	CONSULTING	0	0	0	0	0	0	
PLANNING	421050	OTHER PROFESSIONAL FEES	20,000	20,000	0	13,975	13,975	6,025	69.88%
PLANNING	421060	STENOGRAPHER	2,100	2,850	1,000	1,105	2,105	745	73.86%

City of Harrisburg

Sep YTD Expenditures - Budget To Actual - Line Item Detail

Budget Unit: 01030135

Budget Unit Title	Account Code ▲	Account Title	Adopted Budget	Amended Budget	Encumbrance	YTD Expense	Enc + YTD Expense	Available Budget	Percent
PLANNING	425090	MAINT SERV CONTRACT	0	0	0	0	0	0	
PLANNING	429009	ADMIN/TRUSTEE FEE	0	0	0	0	0	0	
PLANNING	429015	TRAVEL	0	0	0	0	0	0	
PLANNING	429016	CONFERENCES	0	0	0	0	0	0	
PLANNING	429017	MEMBERSHIPS	0	0	0	0	0	0	
PLANNING	430001	EDUCATIONAL	0	0	0	0	0	0	
PLANNING	430002	SOFTWARE	0	0	0	0	0	0	
PLANNING	430003	SUBSCRIPTIONS	75	75	0	0	0	75	0.00%
PLANNING	430004	AUDIO-VISUAL	0	0	0	0	0	0	
PLANNING	430006	PHOTOGRAPHY	0	0	0	0	0	0	
PLANNING	430008	DATA PROCESSING	0	0	0	0	0	0	
PLANNING	430009	OFFICE	300	2,364	0	0	0	2,364	0.00%
PLANNING	430030	SNOW CONTROL	0	0	0	0	0	0	
PLANNING	439015	OFFICE EQUIPMENT	0	0	0	0	0	0	
PLANNING	439030	VEHICULAR EQUIPMENT	0	0	0	0	0	0	
01030135			97,408	97,408	1,000	29,828	30,828	66,580	31.65%

Budget Unit: 01030137

Budget Unit Title	Account Code ▲	Account Title	Adopted Budget	Amended Budget	Encumbrance	YTD Expense	Enc + YTD Expense	Available Budget	Percent
CODES	414000	SALARIES & WAGES	505,512	500,892	0	372,259	372,259	128,633	74.32%
CODES	416000	OVERTIME	0	0	0	0	0	0	
CODES	419001	SOCIAL SECURITY	38,671	38,671	0	28,512	28,512	10,159	73.73%
CODES	420010	ADVERTISING	1,000	751	0	407	407	344	54.20%
CODES	420020	PRINTING	250	499	0	432	432	67	86.53%
CODES	420040	TELEPHONE	600	600	0	0	0	600	0.00%
CODES	420050	POSTAGE	7,000	7,000	0	6,655	6,655	345	95.07%
CODES	421010	LEGAL	5,400	4,600	0	-4,709	-4,709	9,309	-102.37%
CODES	421015	MEDICAL LAB SERV	0	0	0	0	0	0	
CODES	421060	STENOGRAPHER	0	0	0	0	0	0	
CODES	425090	MAINT SERV CONTRACT	0	0	0	0	0	0	
CODES	429001	TUITION/TRAINING	2,500	2,800	1,735	805	2,540	260	90.71%
CODES	429009	ADMIN/TRUSTEE FEE	50	50	0	48	48	2	96.40%
CODES	429015	TRAVEL	0	0	0	0	0	0	
CODES	429017	MEMBERSHIPS	0	0	0	0	0	0	
CODES	429018	PERMITS	0	5,120	0	4,620	4,620	500	90.23%
CODES	430001	EDUCATIONAL	0	0	0	0	0	0	

City of Harrisburg

Sep YTD Expenditures - Budget To Actual - Line Item Detail

Budget Unit: 01030137

Budget Unit Title	Account Code ▲	Account Title	Adopted Budget	Amended Budget	Encumbrance	YTD Expense	Enc + YTD Expense	Available Budget	Percent
CODES	430002	SOFTWARE	0	0	0	0	0	0	
CODES	430003	SUBSCRIPTIONS	60	60	0	0	0	60	0.00%
CODES	430006	PHOTOGRAPHY	0	0	0	0	0	0	
CODES	430009	OFFICE	0	0	0	0	0	0	
CODES	430033	STREET SIGN	0	0	0	0	0	0	
CODES	430035	VECTOR CONTROL	0	0	0	0	0	0	
CODES	430042	TOOLS & HARDWARE	250	250	0	46	46	204	18.36%
CODES	430099	MISC SUPPLIES AND EXP	0	0	0	0	0	0	
CODES	439015	OFFICE EQUIPMENT	0	0	0	0	0	0	

01030137

561,293 561,293 1,735 409,075 410,810 150,483 73.19%

Budget Unit: 01030139

Budget Unit Title	Account Code ▲	Account Title	Adopted Budget	Amended Budget	Encumbrance	YTD Expense	Enc + YTD Expense	Available Budget	Percent
ECONOMIC DEVELOPMENT	414000	SALARIES & WAGES	31,200	37,000	0	13,077	13,077	23,923	35.34%
ECONOMIC DEVELOPMENT	419001	SOCIAL SECURITY	2,387	3,061	0	1,000	1,000	2,061	32.68%
ECONOMIC DEVELOPMENT	420010	ADVERTISING	0	0	0	0	0	0	
ECONOMIC DEVELOPMENT	420020	PRINTING	0	0	0	0	0	0	
ECONOMIC DEVELOPMENT	420040	TELEPHONE	0	0	0	0	0	0	
ECONOMIC DEVELOPMENT	420050	POSTAGE	0	0	0	0	0	0	
ECONOMIC DEVELOPMENT	421010	LEGAL	0	0	0	0	0	0	
ECONOMIC DEVELOPMENT	421020	AUDIT	0	0	0	0	0	0	
ECONOMIC DEVELOPMENT	421030	CONSULTING	0	0	0	0	0	0	
ECONOMIC DEVELOPMENT	421050	OTHER PROFESSIONAL FEES	0	0	0	0	0	0	
ECONOMIC DEVELOPMENT	421080	FILING FEES	0	0	0	0	0	0	
ECONOMIC DEVELOPMENT	424040	REAL ESTATE	0	0	0	0	0	0	
ECONOMIC DEVELOPMENT	424050	OFFICE EQUIPMENT	0	0	0	0	0	0	
ECONOMIC DEVELOPMENT	429001	TUITION/TRAINING	0	0	0	0	0	0	
ECONOMIC DEVELOPMENT	429009	ADMIN/TRUSTEE FEE	0	0	0	0	0	0	

City of Harrisburg

Sep YTD Expenditures - Budget To Actual - Line Item Detail

Budget Unit: 01030139

Budget Unit Title	Account Code ▲	Account Title	Adopted Budget	Amended Budget	Encumbrance	YTD Expense	Enc + YTD Expense	Available Budget	Percent
ECONOMIC DEVELOPMENT	429014	CONTRACTED PERSONNEL SVS.	0	3,000	2,350	650	3,000	0	100.00%
ECONOMIC DEVELOPMENT	429016	CONFERENCES	0	0	0	0	0	0	
ECONOMIC DEVELOPMENT	429017	MEMBERSHIPS	0	0	0	0	0	0	
ECONOMIC DEVELOPMENT	429090	MISC CONTRACTED SRVCS	0	0	0	0	0	0	
ECONOMIC DEVELOPMENT	429092	MISC CONTRACTED SRVCS M-M	0	0	0	0	0	0	
ECONOMIC DEVELOPMENT	429095	BANK SERV CHARGES	0	0	0	0	0	0	
ECONOMIC DEVELOPMENT	430002	SOFTWARE	0	0	0	0	0	0	
ECONOMIC DEVELOPMENT	430003	SUBSCRIPTIONS	0	0	0	0	0	0	
ECONOMIC DEVELOPMENT	430004	AUDIO-VISUAL	0	0	0	0	0	0	
ECONOMIC DEVELOPMENT	430006	PHOTOGRAPHY	0	0	0	0	0	0	
ECONOMIC DEVELOPMENT	430008	DATA PROCESSING	0	0	0	0	0	0	
ECONOMIC DEVELOPMENT	430009	OFFICE	0	0	0	0	0	0	
ECONOMIC DEVELOPMENT	430036	BLDG CONSTRUCTION	0	0	0	0	0	0	
ECONOMIC DEVELOPMENT	430042	TOOLS & HARDWARE	0	0	0	0	0	0	
ECONOMIC DEVELOPMENT	430099	MISC SUPPLIES AND EXP	0	0	0	0	0	0	
ECONOMIC DEVELOPMENT	439015	OFFICE EQUIPMENT	0	0	0	0	0	0	
ECONOMIC DEVELOPMENT	453000	OPERATIONS EQUIPMENT	0	0	0	0	0	0	
ECONOMIC DEVELOPMENT	453049	LEASE PURCHASE	594	594	0	445	445	148	75.00%
01030139			34,181	43,655	2,350	15,173	17,523	26,132	40.14%

Budget Unit: 01040142

Budget Unit Title	Account Code ▲	Account Title	Adopted Budget	Amended Budget	Encumbrance	YTD Expense	Enc + YTD Expense	Available Budget	Percent
POLICE CHIEF	414000	SALARIES & WAGES	11,892,695	11,892,695	0	8,585,196	8,585,196	3,307,499	72.19%
POLICE CHIEF	414900	SALARIES/WAGES-EXTRA DUTY	350,000	350,000	0	384,944	384,944	-34,944	109.98%
POLICE CHIEF	416000	OVERTIME	250,000	250,000	0	303,525	303,525	-53,525	121.41%
POLICE	417000	SICK LEAVE BUY-	2,000	2,000	0	0	0	2,000	0.00%

City of Harrisburg

Sep YTD Expenditures - Budget To Actual - Line Item Detail

Budget Unit: 01040142

Budget Unit Title	Account Code ▲	Account Title	Adopted Budget	Amended Budget	Encumbrance	YTD Expense	Enc + YTD Expense	Available Budget	Percent
CHIEF		BACK							
POLICE CHIEF	419001	SOCIAL SECURITY	300,099	300,099	0	168,608	168,608	131,491	56.18%
POLICE CHIEF	419005	SEVERANCE PAY	300,000	300,000	0	28,939	28,939	271,061	9.65%
POLICE CHIEF	419006	MANDATORY MEDICARE	0	0	0	0	0	0	
POLICE CHIEF	419007	MEDICARE - PART B	2,000	2,000	0	1,938	1,938	62	96.90%
POLICE CHIEF	419012	LOSS TIME & MED	511,282	511,282	0	224,320	224,320	286,962	43.87%
POLICE CHIEF	419020	POLICE PENSION PLAN A	1,517,751	1,517,751	0	0	0	1,517,751	0.00%
POLICE CHIEF	419028	CLOTHING ALLOWANCE	97,500	97,500	65,793	28,989	94,782	2,718	97.21%
POLICE CHIEF	419029	CLOTHING MAINT ALLOWANCE	50,700	50,700	0	47,775	47,775	2,925	94.23%
POLICE CHIEF	419049	COLLEGE CREDITS	9,000	9,000	0	8,800	8,800	200	97.78%
POLICE CHIEF	419900	MEDICARE - EXTRA DUTY	0	0	0	0	0	0	
POLICE CHIEF	420010	ADVERTISING	400	400	0	362	362	38	90.53%
POLICE CHIEF	420020	PRINTING	8,000	9,900	0	9,882	9,882	18	99.82%
POLICE CHIEF	420030	PHOTOGRAPHY	0	0	0	0	0	0	
POLICE CHIEF	420040	TELEPHONE	60,000	57,000	0	37,223	37,223	19,777	65.30%
POLICE CHIEF	420050	POSTAGE	10,000	10,000	0	8,596	8,596	1,404	85.96%
POLICE CHIEF	421030	CONSULTING	1,000	1,000	0	780	780	220	78.02%
POLICE CHIEF	421040	COLLECTION(OPT & LIENS)	0	0	0	0	0	0	
POLICE CHIEF	421050	OTHER PROFESSIONAL FEES	20,000	4,100	0	1,426	1,426	2,674	34.78%
POLICE CHIEF	421060	STENOGRAPHER	350	350	0	0	0	350	0.00%
POLICE CHIEF	421070	ARBITRATION	14,000	9,000	0	0	0	9,000	0.00%
POLICE CHIEF	421080	FILING FEES	0	0	0	0	0	0	
POLICE CHIEF	422000	SEWERAGE	0	0	0	0	0	0	
POLICE CHIEF	422010	WATER	0	0	0	0	0	0	

City of Harrisburg

Sep YTD Expenditures - Budget To Actual - Line Item Detail

Budget Unit: 01040142

Budget Unit Title	Account Code ▲	Account Title	Adopted Budget	Amended Budget	Encumbrance	YTD Expense	Enc + YTD Expense	Available Budget	Percent
POLICE CHIEF	422020	ELECTRICITY	13,000	13,000	0	8,993	8,993	4,007	69.18%
POLICE CHIEF	422030	HEAT	0	0	0	0	0	0	
POLICE CHIEF	422080	SEWERAGE MAINT CHARGES	0	0	0	0	0	0	
POLICE CHIEF	423011	AUTO DEDUCT	25,000	11,000	0	1,622	1,622	9,378	14.75%
POLICE CHIEF	423020	GENERAL LIABILITY PREM	0	0	0	0	0	0	
POLICE CHIEF	423021	GEN LIAB DEDUCT	0	0	0	0	0	0	
POLICE CHIEF	423080	POLICE PROF PREM	275,000	259,343	0	158,844	158,844	100,499	61.25%
POLICE CHIEF	423081	POLICE PROF DEDUCT	30,000	45,657	0	45,158	45,158	499	98.91%
POLICE CHIEF	424060	OTHER RENTALS	500	500	0	0	0	500	0.00%
POLICE CHIEF	425000	OFFICE EQUIPMENT	0	0	0	0	0	0	
POLICE CHIEF	425010	VEHICULAR EQUIPMENT	1,000	4,100	0	4,071	4,071	29	99.28%
POLICE CHIEF	425090	MAINT SERV CONTRACT	24,000	29,600	2,955	26,121	29,076	524	98.23%
POLICE CHIEF	425099	OTHER CONT MAINT	3,000	1,800	0	128	128	1,672	7.08%
POLICE CHIEF	429001	TUITION/ TRAINING	13,000	13,000	740	12,182	12,922	78	99.40%
POLICE CHIEF	429005	NUISANCE	0	0	0	0	0	0	
POLICE CHIEF	429008	POLICE & FIRE MEAL ALLOW.	100	100	0	0	0	100	0.00%
POLICE CHIEF	429009	ADMIN/TRUSTEE FEE	250	730	0	289	289	441	39.58%
POLICE CHIEF	429010	PRISONER CARE	100	100	0	0	0	100	0.00%
POLICE CHIEF	429014	CONTRACTED PERSONNEL SVS.	0	0	0	0	0	0	
POLICE CHIEF	429016	CONFERENCES	0	0	0	0	0	0	
POLICE CHIEF	429017	MEMBERSHIPS	0	0	0	0	0	0	
POLICE CHIEF	429060	TOWING	0	3,000	1,125	1,875	3,000	0	100.00%
POLICE CHIEF	429090	MISC CONTRACTED SRVCS	70,000	89,930	5,366	75,142	80,507	9,423	89.52%
POLICE	430001	EDUCATIONAL	0	0	0	0	0	0	

City of Harrisburg

Sep YTD Expenditures - Budget To Actual - Line Item Detail

Budget Unit: 01040142

Budget Unit Title	Account Code ▲	Account Title	Adopted Budget	Amended Budget	Encumbrance	YTD Expense	Enc + YTD Expense	Available Budget	Percent
CHIEF									
POLICE CHIEF	430002	SOFTWARE	2,000	2,000	0	0	0	2,000	0.00%
POLICE CHIEF	430003	SUBSCRIPTIONS	0	0	0	0	0	0	
POLICE CHIEF	430004	AUDIO-VISUAL	0	0	0	0	0	0	
POLICE CHIEF	430005	DUPLICATING	0	0	0	0	0	0	
POLICE CHIEF	430006	PHOTOGRAPHY	0	0	0	0	0	0	
POLICE CHIEF	430008	DATA PROCESSING	0	0	0	0	0	0	
POLICE CHIEF	430009	OFFICE	1,000	1,000	0	387	387	613	38.68%
POLICE CHIEF	430011	CUSTODIAL	0	0	0	0	0	0	
POLICE CHIEF	430012	PERSONAL SAFETY	35,000	35,500	842	34,622	35,464	36	99.90%
POLICE CHIEF	430014	WEARING APPAREL	1,600	1,600	0	1,051	1,051	549	65.69%
POLICE CHIEF	430016	MEDICAL/LAB	2,500	2,500	0	1,698	1,698	802	67.93%
POLICE CHIEF	430034	TRAFFIC CONTROL	0	0	0	0	0	0	
POLICE CHIEF	430036	BLDG CONSTRUCTION	0	0	0	0	0	0	
POLICE CHIEF	430037	CHEMICALS	500	500	0	0	0	500	0.00%
POLICE CHIEF	430052	VEHICLE PARTS & SUPPLIES	0	0	0	0	0	0	
POLICE CHIEF	430099	MISC SUPPLIES AND EXP	2,000	1,290	0	1,282	1,282	8	99.34%
POLICE CHIEF	439015	OFFICE EQUIPMENT	0	0	0	0	0	0	
POLICE CHIEF	453015	OFFICE EQUIPMENT	0	0	0	0	0	0	
POLICE CHIEF	463000	MATCHING SHARE GRANTS	0	0	0	0	0	0	
POLICE CHIEF	481055	LIABILITY INSURANCE CLAIM	0	5,000	0	5,000	5,000	0	100.00%
POLICE CHIEF	485000	REFUND PRIOR YEAR REVENUE	0	300	0	300	300	0	100.00%
POLICE CHIEF	486000	PYMT OF PRIOR YR EXPEND.	0	0	0	0	0	0	
POLICE CHIEF	490000	AUDIT EXCEPTIONS	0	0	0	0	0	0	
01040142			15,896,327	15,896,327	76,820	10,220,069	10,296,889	5,599,438	64.78%

City of Harrisburg

Sep YTD Expenditures - Budget To Actual - Line Item Detail

Budget Unit: 01040146

Budget Unit Title	Account Code ▲	Account Title	Adopted Budget	Amended Budget	Encumbrance	YTD Expense	Enc + YTD Expense	Available Budget	Percent
CRIMINAL INVESTIGATION	416000	OVERTIME	0	0	0	0	0	0	
01040146			0	0	0	0	0	0	

Budget Unit: 01040151

Budget Unit Title	Account Code ▲	Account Title	Adopted Budget	Amended Budget	Encumbrance	YTD Expense	Enc + YTD Expense	Available Budget	Percent
FIRE	414000	SALARIES & WAGES	5,375,011	5,294,742	0	3,240,402	3,240,402	2,054,339	61.20%
FIRE	416000	OVERTIME	1,350,000	1,950,000	0	2,133,147	2,133,147	-183,147	109.39%
FIRE	417000	SICK LEAVE BUY-BACK	125,000	125,000	0	114,937	114,937	10,063	91.95%
FIRE	419001	SOCIAL SECURITY	85,844	85,844	0	72,118	72,118	13,726	84.01%
FIRE	419003	GROUP LIFE	0	0	0	0	0	0	
FIRE	419005	SEVERANCE PAY	450,000	450,000	0	315,308	315,308	134,692	70.07%
FIRE	419006	MANDATORY MEDICARE	0	0	0	0	0	0	
FIRE	419007	MEDICARE - PART B	45,000	52,000	0	51,394	51,394	606	98.83%
FIRE	419012	LOSS TIME & MED	175,000	175,000	0	129,661	129,661	45,339	74.09%
FIRE	419027	HEARING AID -FIRE	0	263	0	263	263	0	100.00%
FIRE	419028	CLOTHING ALLOWANCE	55,000	55,000	16,853	38,147	55,000	0	100.00%
FIRE	419029	CLOTHING MAINT ALLOWANCE	6,000	6,000	4,501	1,499	6,000	0	100.00%
FIRE	419049	COLLEGE CREDITS	5,000	5,000	0	4,992	4,992	8	99.84%
FIRE	420010	ADVERTISING	0	0	0	0	0	0	
FIRE	420020	PRINTING	0	0	0	0	0	0	
FIRE	420040	TELEPHONE	4,000	7,600	0	5,056	5,056	2,544	66.53%
FIRE	420041	E-MAIL/INTERNET	4,700	4,700	0	4,404	4,404	296	93.71%
FIRE	420050	POSTAGE	800	800	0	562	562	238	70.30%
FIRE	421010	LEGAL	0	0	0	0	0	0	
FIRE	421016	MEDICAL/ PSYCHOLOGICAL EXA	0	7,605	1,350	0	1,350	6,255	17.75%
FIRE	421050	OTHER PROFESSIONAL FEES	1,500	1,500	0	1,498	1,498	2	99.85%
FIRE	421070	ARBITRATION	2,000	2,000	0	1,829	1,829	171	91.44%
FIRE	422000	SEWERAGE	1,200	1,200	0	1,030	1,030	170	85.87%
FIRE	422010	WATER	4,100	4,100	0	3,948	3,948	152	96.28%
FIRE	422020	ELECTRICITY	30,000	30,000	0	29,548	29,548	452	98.49%
FIRE	422030	HEAT	30,000	26,400	0	5,874	5,874	20,526	22.25%
FIRE	422080	SEWERAGE MAINT CHARGES	300	300	0	155	155	145	51.52%
FIRE	422091	DISPOSAL	0	0	0	0	0	0	
FIRE	422095	UTILITIES &	0	0	0	0	0	0	

City of Harrisburg

Sep YTD Expenditures - Budget To Actual - Line Item Detail

Budget Unit: 01040151

Budget Unit Title	Account Code ▲	Account Title	Adopted Budget	Amended Budget	Encumbrance	YTD Expense	Enc + YTD Expense	Available Budget	Percent
		SERVICES							
FIRE	425000	OFFICE EQUIPMENT	0	0	0	0	0	0	
FIRE	425010	VEHICULAR EQUIPMENT	2,250	1,600	0	90	90	1,510	5.62%
FIRE	425030	BUILDING MAINT	10,000	3,500	0	3,272	3,272	228	93.48%
FIRE	425050	COMMUNICATIONS EQUIPMENT	1,000	1,000	0	185	185	815	18.50%
FIRE	425060	OPERATIONS EQUIPMENT	0	0	0	0	0	0	
FIRE	425090	MAINT SERV CONTRACT	4,000	4,000	0	2,883	2,883	1,117	72.08%
FIRE	425099	OTHER CONT MAINT	0	0	0	0	0	0	
FIRE	429001	TUITION/TRAINING	7,500	43,660	0	43,631	43,631	29	99.93%
FIRE	429004	OFFICER I CERT. (FIRE)	4,000	3,300	0	440	440	2,860	13.34%
FIRE	429005	NUISANCE	0	0	0	0	0	0	
FIRE	429009	ADMIN/TRUSTEE FEE	200	200	0	67	67	133	33.58%
FIRE	429014	CONTRACTED PERSONNEL SVS.	0	0	0	0	0	0	
FIRE	429016	CONFERENCES	0	0	0	0	0	0	
FIRE	429017	MEMBERSHIPS	0	0	0	0	0	0	
FIRE	429029	FIRE ACCREDITATION	0	0	0	0	0	0	
FIRE	429090	MISC CONTRACTED SRVCS	0	0	0	0	0	0	
FIRE	430001	EDUCATIONAL	375	375	0	366	366	9	97.59%
FIRE	430002	SOFTWARE	0	0	0	0	0	0	
FIRE	430003	SUBSCRIPTIONS	0	0	0	0	0	0	
FIRE	430004	AUDIO-VISUAL	0	0	0	0	0	0	
FIRE	430005	DUPLICATING	0	0	0	0	0	0	
FIRE	430006	PHOTOGRAPHY	0	0	0	0	0	0	
FIRE	430008	DATA PROCESSING	125	125	0	0	0	125	0.00%
FIRE	430009	OFFICE	0	0	0	0	0	0	
FIRE	430011	CUSTODIAL	7,000	7,000	3,857	3,143	7,000	0	100.00%
FIRE	430012	PERSONAL SAFETY	1,000	1,000	0	0	0	1,000	0.00%
FIRE	430013	FIREFIGHTING	6,300	6,300	2,118	1,897	4,015	2,285	63.73%
FIRE	430014	WEARING APPAREL	0	37,204	19,935	17,270	37,204	0	100.00%
FIRE	430016	MEDICAL/LAB	250	137	0	70	70	67	51.07%
FIRE	430020	FIRE HEALTH AND SAFETY	0	0	0	0	0	0	
FIRE	430042	TOOLS & HARDWARE	1,300	1,300	0	1,137	1,137	163	87.48%
FIRE	430050	MOTOR FUELS/LUBRICANTS	0	0	0	0	0	0	
FIRE	430051	TIRES & BATTERIES	0	0	0	0	0	0	

City of Harrisburg

Sep YTD Expenditures - Budget To Actual - Line Item Detail

Budget Unit: 01040151

Budget Unit Title	Account Code ▲	Account Title	Adopted Budget	Amended Budget	Encumbrance	YTD Expense	Enc + YTD Expense	Available Budget	Percent
FIRE	430052	VEHICLE PARTS & SUPPLIES	2,250	2,250	1,587	663	2,250	0	100.00%
FIRE	430053	VEHICLE REPAIR TOOLS	0	0	0	0	0	0	
FIRE	430099	MISC SUPPLIES AND EXP	400	400	0	319	319	81	79.64%
FIRE	439020	BUILDINGS & STRUCTURES	0	0	0	0	0	0	
FIRE	453000	OPERATIONS EQUIPMENT	0	0	0	0	0	0	
FIRE	453032	AUTOMOTIVE	0	0	0	0	0	0	
FIRE	453049	LEASE PURCHASE	0	0	0	0	0	0	
01040151			7,798,405	8,398,405	50,201	6,231,204	6,281,405	2,117,000	74.79%


Budget Unit: 01060160

Budget Unit Title	Account Code ▲	Account Title	Adopted Budget	Amended Budget	Encumbrance	YTD Expense	Enc + YTD Expense	Available Budget	Percent
PUBLIC WORKS DIRECTOR	414000	SALARIES & WAGES	440,142	440,142	0	296,177	296,177	143,965	67.29%
PUBLIC WORKS DIRECTOR	416000	OVERTIME	2,000	2,000	0	122	122	1,878	6.08%
PUBLIC WORKS DIRECTOR	419001	SOCIAL SECURITY	33,827	33,827	0	22,719	22,719	11,108	67.16%
PUBLIC WORKS DIRECTOR	420010	ADVERTISING	2,000	1,370	0	1,103	1,103	267	80.50%
PUBLIC WORKS DIRECTOR	420040	TELEPHONE	2,000	2,000	0	1,732	1,732	268	86.62%
PUBLIC WORKS DIRECTOR	420050	POSTAGE	100	100	0	89	89	11	89.02%
PUBLIC WORKS DIRECTOR	421050	OTHER PROFESSIONAL FEES	0	0	0	0	0	0	
PUBLIC WORKS DIRECTOR	421080	FILING FEES	180	0	0	0	0	0	
PUBLIC WORKS DIRECTOR	422000	SEWERAGE	3,600	3,600	0	2,716	2,716	884	75.45%
PUBLIC WORKS DIRECTOR	422010	WATER	15,000	15,000	0	11,707	11,707	3,293	78.05%
PUBLIC WORKS DIRECTOR	422020	ELECTRICITY	251,100	251,100	0	164,874	164,874	86,226	65.66%
PUBLIC WORKS DIRECTOR	422030	HEAT	170,000	170,000	0	93,519	93,519	76,481	55.01%
PUBLIC WORKS DIRECTOR	422070	POWER-TRAFFIC LIGHTS	0	0	0	0	0	0	
PUBLIC WORKS DIRECTOR	422080	SEWERAGE MAINT CHARGES	600	600	0	396	396	204	65.92%
PUBLIC WORKS DIRECTOR	422090	REFUSE	0	0	0	0	0	0	

City of Harrisburg

Sep YTD Expenditures - Budget To Actual - Line Item Detail

Budget Unit: 01060160

Budget Unit Title	Account Code 	Account Title	Adopted Budget	Amended Budget	Encumbrance	YTD Expense	Enc + YTD Expense	Available Budget	Percent
PUBLIC WORKS DIRECTOR	424100	RENTALS	5,000	25,000	2,109	20,753	22,862	2,138	91.45%
PUBLIC WORKS DIRECTOR	425021	STREET LIGHTS	0	0	0	-5,840	-5,840	5,840	
PUBLIC WORKS DIRECTOR	425030	BUILDING MAINT	1,850	20,990	4,830	15,908	20,738	252	98.80%
PUBLIC WORKS DIRECTOR	425090	MAINT SERV CONTRACT	106,977	87,019	0	15,192	15,192	71,827	17.46%
PUBLIC WORKS DIRECTOR	425099	OTHER CONT MAINT	0	635	0	635	635	0	100.00%
PUBLIC WORKS DIRECTOR	429001	TUITION/TRAINING	0	0	0	0	0	0	
PUBLIC WORKS DIRECTOR	429005	NUISANCE	0	0	0	0	0	0	
PUBLIC WORKS DIRECTOR	429016	CONFERENCES	0	0	0	0	0	0	
PUBLIC WORKS DIRECTOR	429017	MEMBERSHIPS	50	35	0	0	0	35	0.00%
PUBLIC WORKS DIRECTOR	429018	PERMITS	0	528	0	528	528	0	100.00%
PUBLIC WORKS DIRECTOR	430002	SOFTWARE	0	0	0	0	0	0	
PUBLIC WORKS DIRECTOR	430009	OFFICE	500	450	0	154	154	296	34.15%
PUBLIC WORKS DIRECTOR	430011	CUSTODIAL	10,000	18,725	3,033	12,859	15,892	2,833	84.87%
PUBLIC WORKS DIRECTOR	430013	FIREFIGHTING	0	0	0	0	0	0	
PUBLIC WORKS DIRECTOR	430014	WEARING APPAREL	0	0	0	0	0	0	
PUBLIC WORKS DIRECTOR	430030	SNOW CONTROL	0	0	0	0	0	0	
PUBLIC WORKS DIRECTOR	430036	BLDG CONSTRUCTION	0	0	0	0	0	0	
PUBLIC WORKS DIRECTOR	430042	TOOLS & HARDWARE	0	0	0	0	0	0	
PUBLIC WORKS DIRECTOR	430055	MECH EQUIP PARTS	0	0	0	0	0	0	
PUBLIC WORKS DIRECTOR	430099	MISC SUPPLIES AND EXP	0	15	0	15	15	0	100.00%
PUBLIC WORKS DIRECTOR	439015	OFFICE EQUIPMENT	0	0	0	0	0	0	
PUBLIC WORKS DIRECTOR	452000	BUILDINGS AND STRUCTURES	0	0	0	0	0	0	
PUBLIC WORKS DIRECTOR	453000	OPERATIONS EQUIPMENT	0	0	0	0	0	0	
PUBLIC WORKS DIRECTOR	453049	LEASE PURCHASE	74,071	55,241	0	1,553	1,553	53,688	2.81%

City of Harrisburg

Sep YTD Expenditures - Budget To Actual - Line Item Detail

Budget Unit: 01060160

Budget Unit Title	Account Code ▲	Account Title	Adopted Budget	Amended Budget	Encumbrance	YTD Expense	Enc + YTD Expense	Available Budget	Percent
PUBLIC WORKS DIRECTOR	456000	MAINS AND ACCESSORIES	338,941	318,941	122,229	89,939	212,167	106,774	66.52%
PUBLIC WORKS DIRECTOR	456014	SEWER MAINS & ACCESSORIES	0	0	0	0	0	0	
PUBLIC WORKS DIRECTOR	458060	STREETS AND ROADS	0	0	0	0	0	0	
PUBLIC WORKS DIRECTOR	485000	REFUND PRIOR YEAR REVENUE	0	10,620	0	10,620	10,620	0	100.00%

01060160

1,457,938 1,457,938 132,200 757,468 889,669 568,269 61.02%

Budget Unit: 01060162

Budget Unit Title	Account Code ▲	Account Title	Adopted Budget	Amended Budget	Encumbrance	YTD Expense	Enc + YTD Expense	Available Budget	Percent
CITY SERVICES	414000	SALARIES & WAGES	1,404,528	1,404,528	0	1,069,457	1,069,457	335,071	76.14%
CITY SERVICES	416000	OVERTIME	50,000	50,000	0	58,234	58,234	-8,234	116.47%
CITY SERVICES	419001	SOCIAL SECURITY	111,267	111,267	0	86,324	86,324	24,943	77.58%
CITY SERVICES	420010	ADVERTISING	645	645	0	270	270	375	41.86%
CITY SERVICES	420020	PRINTING	0	0	0	0	0	0	
CITY SERVICES	420040	TELEPHONE	5,000	10,000	0	9,370	9,370	630	93.70%
CITY SERVICES	420050	POSTAGE	50	50	0	3	3	47	5.24%
CITY SERVICES	421050	OTHER PROFESSIONAL FEES	0	8,500	8,000	500	8,500	0	100.00%
CITY SERVICES	421070	ARBITRATION	0	0	0	0	0	0	
CITY SERVICES	422000	SEWERAGE	10,000	10,000	0	6,735	6,735	3,265	67.35%
CITY SERVICES	422010	WATER	40,840	40,840	0	25,759	25,759	15,081	63.07%
CITY SERVICES	422020	ELECTRICITY	3,500	23,500	0	23,250	23,250	250	98.94%
CITY SERVICES	422030	HEAT	55,000	55,000	3,674	16,823	20,497	34,503	37.27%
CITY SERVICES	422070	POWER-TRAFFIC LIGHTS	47,950	27,950	0	12,837	12,837	15,113	45.93%
CITY SERVICES	422080	SEWERAGE MAINT CHARGES	1,530	1,530	0	1,241	1,241	289	81.09%
CITY SERVICES	422090	REFUSE	1,350	1,350	0	675	675	675	50.00%
CITY SERVICES	422091	DISPOSAL	0	0	0	0	0	0	
CITY SERVICES	422095	UTILITIES & SERVICES	0	0	0	0	0	0	
CITY SERVICES	424000	VEHICULAR EQUIPMENT	0	0	0	0	0	0	
CITY SERVICES	424010	HEAVY EQUIPMENT	0	0	0	0	0	0	
CITY SERVICES	424060	OTHER RENTALS	1,800	10,800	422	1,186	1,609	9,191	14.89%
CITY SERVICES	424061	UNIFORM RENTALS	0	8,000	3,172	4,828	8,000	0	100.00%
CITY SERVICES	425000	OFFICE EQUIPMENT	0	0	0	0	0	0	
CITY SERVICES	425010	VEHICULAR EQUIPMENT	1,000	750	0	381	381	369	50.86%
CITY SERVICES	425030	BUILDING MAINT	2,000	4,000	836	3,164	4,000	0	100.00%

City of Harrisburg

Sep YTD Expenditures - Budget To Actual - Line Item Detail

Budget Unit: 01060162

Budget Unit Title	Account Code ▲	Account Title	Adopted Budget	Amended Budget	Encumbrance	YTD Expense	Enc + YTD Expense	Available Budget	Percent
CITY SERVICES	425031	POOLS/ RECREATIONAL EQUIP	22,500	4,250	0	888	888	3,362	20.90%
CITY SERVICES	425050	COMMUNICATIONS EQUIPMENT	1,000	300	0	250	250	50	83.33%
CITY SERVICES	425060	OPERATIONS EQUIPMENT	1,000	500	0	431	431	69	86.15%
CITY SERVICES	425090	MAINT SERV CONTRACT	5,000	5,000	1,131	3,816	4,947	53	98.93%
CITY SERVICES	425099	OTHER CONT MAINT	5,000	4,700	0	4,676	4,676	24	99.49%
CITY SERVICES	429001	TUITION/TRAINING	0	0	0	0	0	0	
CITY SERVICES	429005	NUISANCE	0	0	0	0	0	0	
CITY SERVICES	429009	ADMIN/TRUSTEE FEE	0	175	0	67	67	108	38.37%
CITY SERVICES	429011	DEMOLITION & CLEARING	50,000	42,000	7,336	4,848	12,184	29,816	29.01%
CITY SERVICES	429014	CONTRACTED PERSONNEL SVS.	0	0	0	0	0	0	
CITY SERVICES	429016	CONFERENCES	0	0	0	0	0	0	
CITY SERVICES	429017	MEMBERSHIPS	0	0	0	0	0	0	
CITY SERVICES	429090	MISC CONTRACTED SRVCS	0	0	0	0	0	0	
CITY SERVICES	430001	EDUCATIONAL	0	0	0	0	0	0	
CITY SERVICES	430003	SUBSCRIPTIONS	0	0	0	0	0	0	
CITY SERVICES	430004	AUDIO-VISUAL	0	0	0	0	0	0	
CITY SERVICES	430005	DUPLICATING	0	0	0	0	0	0	
CITY SERVICES	430006	PHOTOGRAPHY	0	0	0	0	0	0	
CITY SERVICES	430008	DATA PROCESSING	0	0	0	0	0	0	
CITY SERVICES	430009	OFFICE	100	100	0	85	85	15	85.35%
CITY SERVICES	430011	CUSTODIAL	3,100	3,100	2,401	634	3,035	65	97.90%
CITY SERVICES	430012	PERSONAL SAFETY	1,000	800	189	192	381	419	47.61%
CITY SERVICES	430013	FIREFIGHTING	0	0	0	0	0	0	
CITY SERVICES	430014	WEARING APPAREL	8,000	0	0	0	0	0	
CITY SERVICES	430016	MEDICAL/LAB	300	300	0	97	97	203	32.48%
CITY SERVICES	430030	SNOW CONTROL	20,000	15,000	3,089	1,911	5,000	10,000	33.33%
CITY SERVICES	430031	ASPHALT	14,000	5,000	401	4,599	5,000	0	100.00%
CITY SERVICES	430032	CONCRETE	1,000	1,000	0	593	593	407	59.33%
CITY SERVICES	430033	STREET SIGN	1,000	1,000	0	83	83	917	8.33%
CITY SERVICES	430034	TRAFFIC CONTROL	11,000	16,000	4,914	9,426	14,340	1,660	89.62%
CITY SERVICES	430035	VECTOR CONTROL	0	0	0	0	0	0	
CITY SERVICES	430036	BLDG CONSTRUCTION	5,000	4,700	205	295	500	4,200	10.64%
CITY SERVICES	430037	CHEMICALS	10,000	22,000	8,111	12,676	20,788	1,212	94.49%
CITY SERVICES	430038	SEWER	20,000	20,000	4,162	9,013	13,175	6,825	65.87%

City of Harrisburg

Sep YTD Expenditures - Budget To Actual - Line Item Detail

Budget Unit: 01060162

Budget Unit Title	Account Code ▲	Account Title	Adopted Budget	Amended Budget	Encumbrance	YTD Expense	Enc + YTD Expense	Available Budget	Percent
		GRATES/MANHOLE CVR							
CITY SERVICES	430040	BOTANICAL	5,000	11,000	4,948	4,852	9,800	1,200	89.09%
CITY SERVICES	430041	PLAYGROUND	1,000	1,000	0	0	0	1,000	0.00%
CITY SERVICES	430042	TOOLS & HARDWARE	3,000	3,000	484	1,796	2,280	720	76.00%
CITY SERVICES	430043	DECORATIONS	0	0	0	0	0	0	
CITY SERVICES	430050	MOTOR FUELS/LUBRICANTS	0	0	0	0	0	0	
CITY SERVICES	430051	TIRES & BATTERIES	0	0	0	0	0	0	
CITY SERVICES	430052	VEHICLE PARTS & SUPPLIES	0	0	0	0	0	0	
CITY SERVICES	430053	VEHICLE REPAIR TOOLS	0	0	0	0	0	0	
CITY SERVICES	430055	MECH EQUIP PARTS	100	100	0	0	0	100	0.00%
CITY SERVICES	430056	STREET LIGHTS	125,000	119,825	7,362	31,024	38,387	81,438	32.04%
CITY SERVICES	430057	PIPE CONNECTIONS	0	0	0	0	0	0	
CITY SERVICES	430099	MISC SUPPLIES AND EXP	0	0	0	0	0	0	
CITY SERVICES	452000	BUILDINGS AND STRUCTURES	0	0	0	0	0	0	
CITY SERVICES	453000	OPERATIONS EQUIPMENT	0	0	0	0	0	0	
CITY SERVICES	453037	EQUIPMENT-GARAGE	0	0	0	0	0	0	
CITY SERVICES	453039	EQUIPMENT-COMMUNICATION	0	0	0	0	0	0	
CITY SERVICES	453049	LEASE PURCHASE	9,434	9,434	0	7,075	7,075	2,358	75.00%
CITY SERVICES	456000	MAINS AND ACCESSORIES	0	0	0	0	0	0	
CITY SERVICES	458010	TRAFFIC SIGNS	0	0	0	0	0	0	
01060162			2,058,994	2,058,994	60,838	1,420,366	1,481,204	577,791	71.94%


Budget Unit: 01060172

Budget Unit Title	Account Code ▲	Account Title	Adopted Budget	Amended Budget	Encumbrance	YTD Expense	Enc + YTD Expense	Available Budget	Percent
VEHICLE MANAGEMENT	414000	SALARIES & WAGES	432,115	432,115	0	318,051	318,051	114,064	73.60%
VEHICLE MANAGEMENT	416000	OVERTIME	8,100	8,100	0	889	889	7,211	10.98%
VEHICLE MANAGEMENT	419001	SOCIAL SECURITY	33,678	33,678	0	24,399	24,399	9,279	72.45%
VEHICLE MANAGEMENT	420010	ADVERTISING	300	300	0	0	0	300	0.00%
VEHICLE MANAGEMENT	420020	PRINTING	175	675	0	422	422	253	62.53%
VEHICLE MANAGEMENT	420040	TELEPHONE	50	50	0	0	0	50	0.00%

City of Harrisburg

Sep YTD Expenditures - Budget To Actual - Line Item Detail

Budget Unit: 01060172

Budget Unit Title	Account Code 	Account Title	Adopted Budget	Amended Budget	Encumbrance	YTD Expense	Enc + YTD Expense	Available Budget	Percent
VEHICLE MANAGEMENT	420050	POSTAGE	75	75	0	58	58	16	78.00%
VEHICLE MANAGEMENT	422000	SEWERAGE	630	630	0	432	432	198	68.61%
VEHICLE MANAGEMENT	422010	WATER	13,500	13,500	0	10,337	10,337	3,163	76.57%
VEHICLE MANAGEMENT	422020	ELECTRICITY	13,500	13,500	0	9,269	9,269	4,231	68.66%
VEHICLE MANAGEMENT	422030	HEAT	0	0	0	0	0	0	
VEHICLE MANAGEMENT	422080	SEWERAGE MAINT CHARGES	100	100	0	65	65	35	64.83%
VEHICLE MANAGEMENT	424050	OFFICE EQUIPMENT	0	0	0	0	0	0	
VEHICLE MANAGEMENT	424060	OTHER RENTALS	0	0	0	0	0	0	
VEHICLE MANAGEMENT	424061	UNIFORM RENTALS	0	2,319	748	1,571	2,319	0	100.00%
VEHICLE MANAGEMENT	425000	OFFICE EQUIPMENT	300	300	0	211	211	89	70.29%
VEHICLE MANAGEMENT	425010	VEHICULAR EQUIPMENT	100,000	97,000	41,285	41,098	82,383	14,617	84.93%
VEHICLE MANAGEMENT	425021	STREET LIGHTS	0	0	0	0	0	0	
VEHICLE MANAGEMENT	425030	BUILDING MAINT	8,500	7,500	0	2,090	2,090	5,410	27.86%
VEHICLE MANAGEMENT	425050	COMMUNICATIONS EQUIPMENT	500	500	0	295	295	205	59.00%
VEHICLE MANAGEMENT	425060	OPERATIONS EQUIPMENT	10,000	10,000	1,960	7,917	9,877	123	98.77%
VEHICLE MANAGEMENT	425080	SERVICE CONTRACTS	550	550	0	445	445	105	80.87%
VEHICLE MANAGEMENT	425090	MAINT SERV CONTRACT	5,000	5,000	771	3,546	4,316	684	86.33%
VEHICLE MANAGEMENT	425099	OTHER CONT MAINT	0	0	0	0	0	0	
VEHICLE MANAGEMENT	429001	TUITION/TRAINING	0	0	0	0	0	0	
VEHICLE MANAGEMENT	429005	NUISANCE	0	0	0	0	0	0	
VEHICLE MANAGEMENT	429009	ADMIN/TRUSTEE FEE	0	0	0	0	0	0	
VEHICLE MANAGEMENT	429012	LAUNDRY	4,500	2,181	0	311	311	1,870	14.26%
VEHICLE MANAGEMENT	429014	CONTRACTED PERSONNEL SVS.	0	0	0	0	0	0	
VEHICLE MANAGEMENT	429016	CONFERENCES	0	0	0	0	0	0	

City of Harrisburg

Sep YTD Expenditures - Budget To Actual - Line Item Detail

Budget Unit: 01060172

Budget Unit Title	Account Code	Account Title	Adopted Budget	Amended Budget	Encumbrance	YTD Expense	Enc + YTD Expense	Available Budget	Percent
VEHICLE MANAGEMENT	429017	MEMBERSHIPS	0	0	0	0	0	0	
VEHICLE MANAGEMENT	429060	TOWING	0	3,000	1,725	775	2,500	500	83.33%
VEHICLE MANAGEMENT	429090	MISC CONTRACTED SRVCS	0	0	0	0	0	0	
VEHICLE MANAGEMENT	430001	EDUCATIONAL	1,000	1,000	0	85	85	915	8.50%
VEHICLE MANAGEMENT	430002	SOFTWARE	2,000	2,000	973	527	1,500	500	75.00%
VEHICLE MANAGEMENT	430003	SUBSCRIPTIONS	0	0	0	0	0	0	
VEHICLE MANAGEMENT	430005	DUPLICATING	0	0	0	0	0	0	
VEHICLE MANAGEMENT	430006	PHOTOGRAPHY	0	0	0	0	0	0	
VEHICLE MANAGEMENT	430008	DATA PROCESSING	0	0	0	0	0	0	
VEHICLE MANAGEMENT	430009	OFFICE	0	0	0	0	0	0	
VEHICLE MANAGEMENT	430011	CUSTODIAL	600	600	0	414	414	186	69.07%
VEHICLE MANAGEMENT	430012	PERSONAL SAFETY	500	500	0	322	322	178	64.43%
VEHICLE MANAGEMENT	430013	FIREFIGHTING	100	100	0	0	0	100	0.00%
VEHICLE MANAGEMENT	430014	WEARING APPAREL	0	0	0	0	0	0	
VEHICLE MANAGEMENT	430016	MEDICAL/LAB	0	0	0	0	0	0	
VEHICLE MANAGEMENT	430036	BLDG CONSTRUCTION	0	0	0	0	0	0	
VEHICLE MANAGEMENT	430037	CHEMICALS	1,350	1,350	967	383	1,350	0	100.00%
VEHICLE MANAGEMENT	430042	TOOLS & HARDWARE	0	0	0	0	0	0	
VEHICLE MANAGEMENT	430050	MOTOR FUELS/LUBRICANTS	1,304,052	1,303,552	255,383	917,065	1,172,448	131,104	89.94%
VEHICLE MANAGEMENT	430051	TIRES & BATTERIES	50,000	50,000	16,203	27,988	44,190	5,810	88.38%
VEHICLE MANAGEMENT	430052	VEHICLE PARTS & SUPPLIES	155,000	155,000	51,941	78,388	130,329	24,671	84.08%
VEHICLE MANAGEMENT	430053	VEHICLE REPAIR TOOLS	500	1,500	0	1,480	1,480	20	98.67%
VEHICLE MANAGEMENT	430054	AUTO BODY PART/SUPPLIES	0	20,000	4,355	12,833	17,187	2,813	85.94%
VEHICLE MANAGEMENT	430055	MECH EQUIP PARTS	0	0	0	0	0	0	

City of Harrisburg

Sep YTD Expenditures - Budget To Actual - Line Item Detail

Budget Unit: 01060172

Budget Unit Title	Account Code	Account Title	Adopted Budget	Amended Budget	Encumbrance	YTD Expense	Enc + YTD Expense	Available Budget	Percent
VEHICLE MANAGEMENT	430099	MISC SUPPLIES AND EXP	0	0	0	0	0	0	
VEHICLE MANAGEMENT	453099	EQUIPMENT-OTHER	55,000	35,000	5,895	1,120	7,015	27,985	20.04%
01060172			2,201,675	2,201,675	382,206	1,462,786	1,844,992	356,683	83.80%

Budget Unit: 01080180

Budget Unit Title	Account Code	Account Title	Adopted Budget	Amended Budget	Encumbrance	YTD Expense	Enc + YTD Expense	Available Budget	Percent
PARKS & REC DIRECTOR	414000	SALARIES & WAGES	196,177	196,177	0	151,977	151,977	44,200	77.47%
PARKS & REC DIRECTOR	415000	TEMPORARY	165,000	165,000	0	108,450	108,450	56,550	65.73%
PARKS & REC DIRECTOR	416000	OVERTIME	6,000	6,000	0	2,355	2,355	3,645	39.25%
PARKS & REC DIRECTOR	419001	SOCIAL SECURITY	28,090	28,090	0	20,136	20,136	7,954	71.68%
PARKS & REC DIRECTOR	420010	ADVERTISING	1,500	2,500	0	741	741	1,759	29.64%
PARKS & REC DIRECTOR	420040	TELEPHONE	3,000	3,000	0	2,320	2,320	680	77.34%
PARKS & REC DIRECTOR	420050	POSTAGE	500	1,000	0	648	648	352	64.80%
PARKS & REC DIRECTOR	424060	OTHER RENTALS	2,500	2,500	0	417	417	2,083	16.68%
PARKS & REC DIRECTOR	425080	SERVICE CONTRACTS	0	0	0	0	0	0	
PARKS & REC DIRECTOR	429009	ADMIN/TRUSTEE FEE	0	0	0	0	0	0	
PARKS & REC DIRECTOR	429014	CONTRACTED PERSONNEL SVS.	20,000	14,000	0	565	565	13,435	4.04%
PARKS & REC DIRECTOR	429090	MISC CONTRACTED SRVCS	0	4,500	4,000	0	4,000	500	88.89%
PARKS & REC DIRECTOR	430009	OFFICE	250	250	0	84	84	166	33.65%
01080180			423,017	423,017	4,000	287,693	291,693	131,324	68.96%

Budget Unit: 01080183

Budget Unit Title	Account Code	Account Title	Adopted Budget	Amended Budget	Encumbrance	YTD Expense	Enc + YTD Expense	Available Budget	Percent
RECREATION	420040	TELEPHONE	0	0	0	0	0	0	
01080183			0	0	0	0	0	0	

Budget Unit: 01080184

Budget Unit Title	Account Code	Account Title	Adopted Budget	Amended Budget	Encumbrance	YTD Expense	Enc + YTD Expense	Available Budget	Percent
PARKS	422000	SEWERAGE	0	0	0	0	0	0	

City of Harrisburg

Sep YTD Expenditures - Budget To Actual - Line Item Detail

Budget Unit: 01080184

Budget Unit Title	Account Code ▲	Account Title	Adopted Budget	Amended Budget	Encumbrance	YTD Expense	Enc + YTD Expense	Available Budget	Percent
MAINTENANCE									
PARKS MAINTENANCE	422010	WATER	0	0	0	0	0	0	
PARKS MAINTENANCE	422030	HEAT	0	0	0	-235	-235	235	
PARKS MAINTENANCE	422080	SEWERAGE MAINT CHARGES	0	0	0	0	0	0	
PARKS MAINTENANCE	422090	REFUSE	0	0	0	0	0	0	
01080184			0	0	0	-235	-235	235	

Budget Unit: 02200210

Budget Unit Title	Account Code ▲	Account Title	Adopted Budget	Amended Budget	Encumbrance	YTD Expense	Enc + YTD Expense	Available Budget	Percent
ADMINISTRATION	414000	SALARIES & WAGES	293,315	293,315	0	178,260	178,260	115,055	60.77%
ADMINISTRATION	415000	TEMPORARY	0	0	0	0	0	0	
ADMINISTRATION	416000	OVERTIME	0	0	0	0	0	0	
ADMINISTRATION	417000	SICK LEAVE BUY-BACK	2,900	3,636	0	3,635	3,635	1	99.98%
ADMINISTRATION	419001	SOCIAL SECURITY	24,445	24,445	0	13,976	13,976	10,469	57.17%
ADMINISTRATION	419002	MEDICAL	86,040	86,040	0	55,404	55,404	30,636	64.39%
ADMINISTRATION	419005	SEVERANCE PAY	30,000	30,000	0	801	801	29,199	2.67%
ADMINISTRATION	419010	UNEMPLOYMENT COMPENSAT	6,250	6,250	0	0	0	6,250	0.00%
ADMINISTRATION	419011	WORKERS' COMP-ADJ FEES	2,200	2,200	795	855	1,650	550	75.00%
ADMINISTRATION	419012	LOSS TIME & MED	1,000	6,000	0	4,568	4,568	1,432	76.13%
ADMINISTRATION	419014	STATE FEES & ASSESSMENTS	1,300	1,300	0	0	0	1,300	0.00%
ADMINISTRATION	419015	EXCESS POLICY & BOND	3,700	3,700	0	0	0	3,700	0.00%
ADMINISTRATION	420010	ADVERTISING	600	600	0	389	389	211	64.79%
ADMINISTRATION	420020	PRINTING	11,500	11,860	0	11,808	11,808	52	99.56%
ADMINISTRATION	420040	TELEPHONE	9,000	9,000	0	7,193	7,193	1,807	79.92%
ADMINISTRATION	420050	POSTAGE	4,500	4,500	0	3,396	3,396	1,104	75.46%
ADMINISTRATION	421020	AUDIT	21,000	21,000	0	0	0	21,000	0.00%
ADMINISTRATION	421030	CONSULTING	22,500	22,500	6,133	16,367	22,500	0	100.00%
ADMINISTRATION	421040	COLLECTION(OPT & LIENS)	4,000	4,000	0	0	0	4,000	0.00%
ADMINISTRATION	421050	OTHER PROFESSIONAL FEES	6,500	6,500	0	5,529	5,529	971	85.06%
ADMINISTRATION	422030	HEAT	0	0	0	0	0	0	
ADMINISTRATION	423002	STOP/LOSS PREMIUM	21,500	21,500	0	12,853	12,853	8,647	59.78%

City of Harrisburg

Sep YTD Expenditures - Budget To Actual - Line Item Detail

Budget Unit: 02200210

Budget Unit Title	Account Code ▲	Account Title	Adopted Budget	Amended Budget	Encumbrance	YTD Expense	Enc + YTD Expense	Available Budget	Percent
ADMINISTRATION	423010	AUTOMOBILE PREM	12,000	12,000	0	5,681	5,681	6,319	47.34%
ADMINISTRATION	423011	AUTO DEDUCT	5,000	5,000	0	0	0	5,000	0.00%
ADMINISTRATION	423020	GENERAL LIABILITY PREM	25,053	25,053	0	8,928	8,928	16,125	35.64%
ADMINISTRATION	423021	GEN LIAB DEDUCT	2,000	2,000	0	0	0	2,000	0.00%
ADMINISTRATION	423030	BOILER	0	1,000	0	549	549	451	54.85%
ADMINISTRATION	423040	PROPERTY & CRIME PREM	36,000	36,000	0	21,841	21,841	14,159	60.67%
ADMINISTRATION	423041	PROPERTY DEDUCT	0	0	0	0	0	0	
ADMINISTRATION	423050	INLAND MARINE	7,242	7,242	0	0	0	7,242	0.00%
ADMINISTRATION	423090	PUBLIC OFF PREM	17,000	17,000	0	7,386	7,386	9,614	43.45%
ADMINISTRATION	423091	PUBLIC OFF DEDUCT	1,300	1,300	0	0	0	1,300	0.00%
ADMINISTRATION	423095	EXCESS LIABILITY	5,981	6,000	0	6,000	6,000	0	100.00%
ADMINISTRATION	423097	TERRORISM	2,600	1,581	0	0	0	1,581	0.00%
ADMINISTRATION	424061	UNIFORM RENTALS	0	404	0	284	284	120	70.36%
ADMINISTRATION	425000	OFFICE EQUIPMENT	200	176	0	0	0	176	0.00%
ADMINISTRATION	425010	VEHICULAR EQUIPMENT	25,000	25,000	0	6,158	6,158	18,842	24.63%
ADMINISTRATION	425050	COMMUNICATIONS EQUIPMENT	0	0	0	0	0	0	
ADMINISTRATION	425090	MAINT SERV CONTRACT	40,500	40,500	527	26,293	26,820	13,680	66.22%
ADMINISTRATION	425099	OTHER CONT MAINT	0	0	0	0	0	0	
ADMINISTRATION	429001	TUITION/TRAINING	0	0	0	0	0	0	
ADMINISTRATION	429003	GENERAL ADMIN. CHARGES	293,605	288,605	0	175,614	175,614	112,990	60.85%
ADMINISTRATION	429009	ADMIN/TRUSTEE FEE	0	175	0	38	38	137	21.97%
ADMINISTRATION	429015	TRAVEL	0	0	0	0	0	0	
ADMINISTRATION	429016	CONFERENCES	300	125	0	0	0	125	0.00%
ADMINISTRATION	429017	MEMBERSHIPS	1,800	1,440	0	521	521	919	36.18%
ADMINISTRATION	429025	DISASTER RECOVERY SYSTEM	0	0	0	0	0	0	
ADMINISTRATION	429090	MISC CONTRACTED SRVCS	2,225	2,225	0	1,488	1,488	737	66.85%
ADMINISTRATION	429095	BANK SERV CHARGES	12,000	12,000	0	12,937	12,937	-937	107.81%
ADMINISTRATION	430001	EDUCATIONAL	350	350	0	0	0	350	0.00%
ADMINISTRATION	430002	SOFTWARE	17,680	17,680	4,681	12,999	17,680	0	100.00%
ADMINISTRATION	430003	SUBSCRIPTIONS	95	95	0	0	0	95	0.00%
ADMINISTRATION	430005	DUPLICATING	100	100	0	0	0	100	0.00%
ADMINISTRATION	430006	PHOTOGRAPHY	100	100	0	0	0	100	0.00%
ADMINISTRATION	430008	DATA PROCESSING	750	750	0	0	0	750	0.00%
ADMINISTRATION	430009	OFFICE	700	700	0	164	164	536	23.46%

City of Harrisburg

Sep YTD Expenditures - Budget To Actual - Line Item Detail

Budget Unit: 02200210

Budget Unit Title	Account Code ▲	Account Title	Adopted Budget	Amended Budget	Encumbrance	YTD Expense	Enc + YTD Expense	Available Budget	Percent
ADMINISTRATION	430012	PERSONAL SAFETY	0	0	0	0	0	0	
ADMINISTRATION	430014	WEARING APPAREL	3,600	3,220	0	0	0	3,220	0.00%
ADMINISTRATION	430016	MEDICAL/LAB	15,000	15,000	5,450	5,189	10,639	4,361	70.92%
ADMINISTRATION	430040	BOTANICAL	250	250	0	0	0	250	0.00%
ADMINISTRATION	430042	TOOLS & HARDWARE	0	0	0	0	0	0	
ADMINISTRATION	430043	DECORATIONS	50	50	0	0	0	50	0.00%
ADMINISTRATION	430050	MOTOR FUELS/LUBRICANTS	35,000	34,264	0	20,849	20,849	13,415	60.85%
ADMINISTRATION	430051	TIRES & BATTERIES	2,800	2,800	0	764	764	2,036	27.30%
ADMINISTRATION	430052	VEHICLE PARTS & SUPPLIES	10,000	10,000	0	337	337	9,663	3.37%
ADMINISTRATION	430099	MISC SUPPLIES AND EXP	300	300	0	0	0	300	0.00%
ADMINISTRATION	439015	OFFICE EQUIPMENT	11,080	11,080	0	0	0	11,080	0.00%
ADMINISTRATION	449090	PAYMNTS OTHER TRANSFERS	0	0	0	0	0	0	
ADMINISTRATION	453007	EQUIPMENT-DATA PROCESSING	0	0	0	0	0	0	
ADMINISTRATION	453049	LEASE PURCHASE	76,171	76,171	0	7,760	7,760	68,411	10.19%
ADMINISTRATION	453051	EQUIPMENT-DATA PROCESSING	0	0	0	0	0	0	
ADMINISTRATION	454000	MOTOR EQUIPMENT	0	0	0	0	0	0	
ADMINISTRATION	481055	LIABILITY INSURANCE CLAIM	0	0	0	0	0	0	
ADMINISTRATION	486000	PYMT OF PRIOR YR EXPEND.	0	0	0	0	0	0	
02200210			1,216,082	1,216,082	17,587	636,812	654,400	561,682	53.81%

Budget Unit: 02200220

Budget Unit Title	Account Code ▲	Account Title	Adopted Budget	Amended Budget	Encumbrance	YTD Expense	Enc + YTD Expense	Available Budget	Percent
DISTRIBUTION	414000	SALARIES & WAGES	544,796	544,796	0	377,390	377,390	167,406	69.27%
DISTRIBUTION	415000	TEMPORARY	0	0	0	0	0	0	
DISTRIBUTION	416000	OVERTIME	28,000	28,000	0	10,801	10,801	17,199	38.58%
DISTRIBUTION	419001	SOCIAL SECURITY	43,820	43,820	0	29,697	29,697	14,123	67.77%
DISTRIBUTION	419002	MEDICAL	167,568	167,568	0	98,943	98,943	68,625	59.05%
DISTRIBUTION	419100	FRINGE BENEFITS	0	0	0	0	0	0	
DISTRIBUTION	420020	PRINTING	300	300	0	196	196	104	65.33%
DISTRIBUTION	420030	PHOTOGRAPHY	200	200	0	0	0	200	0.00%
DISTRIBUTION	420040	TELEPHONE	1,950	1,950	0	452	452	1,498	23.16%
DISTRIBUTION	420050	POSTAGE	100	100	0	0	0	100	0.00%
DISTRIBUTION	424010	HEAVY EQUIPMENT	1,000	1,000	0	5	5	995	0.50%
DISTRIBUTION	424060	OTHER RENTALS	1,700	1,700	0	0	0	1,700	0.00%

City of Harrisburg

Sep YTD Expenditures - Budget To Actual - Line Item Detail

Budget Unit: 02200220

Budget Unit Title	Account Code ▲	Account Title	Adopted Budget	Amended Budget	Encumbrance	YTD Expense	Enc + YTD Expense	Available Budget	Percent
DISTRIBUTION	424061	UNIFORM RENTALS	0	3,900	1,193	2,707	3,900	0	100.00%
DISTRIBUTION	425010	VEHICULAR EQUIPMENT	1,000	1,000	0	1,000	1,000	0	100.00%
DISTRIBUTION	425050	COMMUNICATIONS EQUIPMENT	500	500	0	196	196	304	39.20%
DISTRIBUTION	425090	MAINT SERV CONTRACT	3,000	3,000	25	1,655	1,680	1,320	56.00%
DISTRIBUTION	425099	OTHER CONT MAINT	15,000	15,000	3,885	6,117	10,002	4,998	66.68%
DISTRIBUTION	429001	TUITION/TRAINING	250	250	0	0	0	250	0.00%
DISTRIBUTION	429003	GENERAL ADMIN. CHARGES	741,002	741,002	0	438,619	438,619	302,383	59.19%
DISTRIBUTION	429015	TRAVEL	100	100	0	0	0	100	0.00%
DISTRIBUTION	429016	CONFERENCES	250	250	0	0	0	250	0.00%
DISTRIBUTION	429017	MEMBERSHIPS	200	200	0	0	0	200	0.00%
DISTRIBUTION	429018	PERMITS	6,000	6,000	0	2,380	2,380	3,620	39.67%
DISTRIBUTION	430001	EDUCATIONAL	100	100	0	0	0	100	0.00%
DISTRIBUTION	430004	AUDIO-VISUAL	200	200	0	0	0	200	0.00%
DISTRIBUTION	430006	PHOTOGRAPHY	100	100	0	0	0	100	0.00%
DISTRIBUTION	430009	OFFICE	200	200	0	200	200	0	100.00%
DISTRIBUTION	430011	CUSTODIAL	4,500	4,500	3,500	0	3,500	1,000	77.78%
DISTRIBUTION	430012	PERSONAL SAFETY	2,000	2,000	376	1,161	1,537	463	76.84%
DISTRIBUTION	430014	WEARING APPAREL	4,000	100	0	0	0	100	0.00%
DISTRIBUTION	430016	MEDICAL/LAB	200	200	0	0	0	200	0.00%
DISTRIBUTION	430030	SNOW CONTROL	500	500	0	0	0	500	0.00%
DISTRIBUTION	430031	ASPHALT	20,000	20,000	1,269	14,273	15,542	4,458	77.71%
DISTRIBUTION	430032	CONCRETE	8,500	8,500	3,302	698	4,000	4,500	47.06%
DISTRIBUTION	430033	STREET SIGN	500	500	0	0	0	500	0.00%
DISTRIBUTION	430034	TRAFFIC CONTROL	600	600	0	582	582	18	96.94%
DISTRIBUTION	430036	BLDG CONSTRUCTION	7,000	7,000	2,432	3,183	5,615	1,385	80.22%
DISTRIBUTION	430037	CHEMICALS	100	100	0	0	0	100	0.00%
DISTRIBUTION	430040	BOTANICAL	500	500	0	0	0	500	0.00%
DISTRIBUTION	430042	TOOLS & HARDWARE	7,500	7,500	0	6,726	6,726	774	89.69%
DISTRIBUTION	430050	MOTOR FUELS/LUBRICANTS	700	700	0	700	700	0	100.00%
DISTRIBUTION	430051	TIRES & BATTERIES	700	700	0	520	520	180	74.26%
DISTRIBUTION	430052	VEHICLE PARTS & SUPPLIES	2,000	2,000	0	1,810	1,810	190	90.52%
DISTRIBUTION	430055	MECH EQUIP PARTS	10,000	10,000	4,115	5,326	9,442	558	94.42%
DISTRIBUTION	430057	PIPE CONNECTIONS	22,000	22,000	10,773	10,006	20,779	1,221	94.45%
DISTRIBUTION	430058	WATER METERS	58,000	58,000	17,784	32,216	50,000	8,000	86.21%
DISTRIBUTION	430059	WATER METER	25,000	25,000	0	24,940	24,940	60	99.76%

City of Harrisburg

Sep YTD Expenditures - Budget To Actual - Line Item Detail

Budget Unit: 02200220

Budget Unit Title	Account Code	Account Title	Adopted Budget	Amended Budget	Encumbrance	YTD Expense	Enc + YTD Expense	Available Budget	Percent
		REPAIR PARTS							
DISTRIBUTION	430060	FIRE HYDRANTS & VALVES	17,000	17,000	13,000	0	13,000	4,000	76.47%
DISTRIBUTION	430061	HYDRANT/VALVE REPAIR PART	5,000	5,000	4,091	409	4,500	500	90.00%
DISTRIBUTION	430062	GENERAL WATER SYSTEM	5,000	5,000	2,000	2,947	4,947	53	98.94%
DISTRIBUTION	430099	MISC SUPPLIES AND EXP	500	500	0	206	206	294	41.17%
DISTRIBUTION	453000	OPERATIONS EQUIPMENT	50,000	50,000	0	0	0	50,000	0.00%
DISTRIBUTION	453030	MOTOR EQUIPMENT	0	0	0	0	0	0	
DISTRIBUTION	453049	LEASE PURCHASE	58,955	58,955	0	13,566	13,566	45,389	23.01%
02200220			1,868,091	1,868,091	67,744	1,089,628	1,157,372	710,719	61.95%

Budget Unit: 02200230

Budget Unit Title	Account Code	Account Title	Adopted Budget	Amended Budget	Encumbrance	YTD Expense	Enc + YTD Expense	Available Budget	Percent
MAINTENANCE	414000	SALARIES & WAGES	754,398	754,398	0	490,129	490,129	264,269	64.97%
MAINTENANCE	415000	TEMPORARY	0	0	0	0	0	0	
MAINTENANCE	416000	OVERTIME	150,000	150,000	0	141,414	141,414	8,586	94.28%
MAINTENANCE	419001	SOCIAL SECURITY	69,188	69,188	0	48,395	48,395	20,793	69.95%
MAINTENANCE	419002	MEDICAL	209,460	209,460	0	135,491	135,491	73,969	64.69%
MAINTENANCE	419100	FRINGE BENEFITS	0	0	0	0	0	0	
MAINTENANCE	420010	ADVERTISING	500	500	0	0	0	500	0.00%
MAINTENANCE	420020	PRINTING	100	100	0	0	0	100	0.00%
MAINTENANCE	420030	PHOTOGRAPHY	250	250	0	0	0	250	0.00%
MAINTENANCE	420040	TELEPHONE	750	1,750	0	1,306	1,306	444	74.62%
MAINTENANCE	420050	POSTAGE	125	125	0	104	104	21	83.47%
MAINTENANCE	421030	CONSULTING	4,000	500	0	500	500	0	100.00%
MAINTENANCE	422000	SEWERAGE	276,000	276,000	0	169,517	169,517	106,483	61.42%
MAINTENANCE	422010	WATER	3,000	3,000	0	2,384	2,384	616	79.46%
MAINTENANCE	422020	ELECTRICITY	270,000	279,000	0	268,519	268,519	10,481	96.24%
MAINTENANCE	422030	HEAT	140,000	140,000	14,190	74,986	89,176	50,824	63.70%
MAINTENANCE	422080	SEWERAGE MAINT CHARGES	33,000	33,000	0	25,428	25,428	7,572	77.05%
MAINTENANCE	422090	REFUSE	6,000	6,000	0	4,010	4,010	1,990	66.82%
MAINTENANCE	424060	OTHER RENTALS	350	350	0	224	224	126	64.07%
MAINTENANCE	424061	UNIFORM RENTALS	0	5,200	1,556	3,644	5,200	0	100.00%
MAINTENANCE	425000	OFFICE EQUIPMENT	300	0	0	0	0	0	
MAINTENANCE	425010	VEHICULAR EQUIPMENT	2,500	2,500	0	2,500	2,500	0	100.00%
MAINTENANCE	425020	TRAFFIC SIGNALS	0	0	0	0	0	0	

City of Harrisburg

Sep YTD Expenditures - Budget To Actual - Line Item Detail

Budget Unit: 02200230

Budget Unit Title	Account Code	Account Title	Adopted Budget	Amended Budget	Encumbrance	YTD Expense	Enc + YTD Expense	Available Budget	Percent
MAINTENANCE	425030	BUILDING MAINT	14,000	14,700	4,620	8,650	13,269	1,431	90.27%
MAINTENANCE	425060	OPERATIONS EQUIPMENT	40,000	39,200	3,190	30,454	33,643	5,557	85.83%
MAINTENANCE	425090	MAINT SERV CONTRACT	3,000	3,000	0	0	0	3,000	0.00%
MAINTENANCE	425099	OTHER CONT MAINT	17,500	17,500	0	17,391	17,391	109	99.38%
MAINTENANCE	429001	TUITION/TRAINING	400	400	0	0	0	400	0.00%
MAINTENANCE	429003	GENERAL ADMIN. CHARGES	363,511	363,511	0	219,727	219,727	143,784	60.45%
MAINTENANCE	429005	NUISANCE	0	0	0	0	0	0	
MAINTENANCE	429009	ADMIN/TRUSTEE FEE	20	20	0	10	10	10	48.75%
MAINTENANCE	429015	TRAVEL	400	400	0	0	0	400	0.00%
MAINTENANCE	429016	CONFERENCES	500	400	0	0	0	400	0.00%
MAINTENANCE	429017	MEMBERSHIPS	950	950	0	0	0	950	0.00%
MAINTENANCE	429018	PERMITS	0	0	0	0	0	0	
MAINTENANCE	429090	MISC CONTRACTED SRVCS	12,000	12,000	6,000	3,365	9,365	2,635	78.04%
MAINTENANCE	430001	EDUCATIONAL	250	250	0	0	0	250	0.00%
MAINTENANCE	430003	SUBSCRIPTIONS	100	100	0	0	0	100	0.00%
MAINTENANCE	430004	AUDIO-VISUAL	200	200	0	0	0	200	0.00%
MAINTENANCE	430009	OFFICE	0	0	0	0	0	0	
MAINTENANCE	430012	PERSONAL SAFETY	2,000	2,000	0	0	0	2,000	0.00%
MAINTENANCE	430013	FIREFIGHTING	2,000	2,000	0	0	0	2,000	0.00%
MAINTENANCE	430014	WEARING APPAREL	5,200	0	0	0	0	0	
MAINTENANCE	430016	MEDICAL/LAB	9,000	9,000	1,979	6,882	8,861	139	98.46%
MAINTENANCE	430030	SNOW CONTROL	550	550	0	0	0	550	0.00%
MAINTENANCE	430032	CONCRETE	1,000	1,000	0	435	435	565	43.51%
MAINTENANCE	430036	BLDG CONSTRUCTION	10,000	4,000	1,163	1,337	2,500	1,500	62.50%
MAINTENANCE	430037	CHEMICALS	250,000	250,000	83,670	159,844	243,514	6,486	97.41%
MAINTENANCE	430040	BOTANICAL	500	500	0	0	0	500	0.00%
MAINTENANCE	430042	TOOLS & HARDWARE	8,000	8,000	896	3,822	4,718	3,282	58.97%
MAINTENANCE	430050	MOTOR FUELS/LUBRICANTS	4,000	4,000	0	4,000	4,000	0	100.00%
MAINTENANCE	430051	TIRES & BATTERIES	1,000	730	0	307	307	423	42.00%
MAINTENANCE	430052	VEHICLE PARTS & SUPPLIES	5,500	5,770	0	5,768	5,768	2	99.97%
MAINTENANCE	430055	MECH EQUIP PARTS	15,000	15,000	2,329	9,848	12,177	2,823	81.18%
MAINTENANCE	430057	PIPE CONNECTIONS	5,000	5,000	845	2,792	3,637	1,363	72.75%
MAINTENANCE	430062	GENERAL WATER SYSTEM	8,000	8,000	632	7,355	7,988	12	99.85%
MAINTENANCE	430099	MISC SUPPLIES AND	1,000	1,000	0	969	969	31	96.89%

City of Harrisburg

Sep YTD Expenditures - Budget To Actual - Line Item Detail

Budget Unit: 02200230

Budget Unit Title	Account Code	Account Title	Adopted Budget	Amended Budget	Encumbrance	YTD Expense	Enc + YTD Expense	Available Budget	Percent
		EXP							
MAINTENANCE	453000	OPERATIONS EQUIPMENT	0	54,000	0	0	0	54,000	0.00%
MAINTENANCE	453030	MOTOR EQUIPMENT	0	0	0	0	0	0	
MAINTENANCE	453033	EQUIPMENT-ROAD CONSTRUCT	0	0	0	0	0	0	
MAINTENANCE	453049	LEASE PURCHASE	51,842	51,842	0	22,872	22,872	28,970	44.12%
MAINTENANCE	457000	PLANT EQUIPMENT	0	0	0	0	0	0	
MAINTENANCE	458050	DAMS AND FLOOD PROTECTION	0	0	0	0	0	0	
02200230			2,752,344	2,806,344	121,070	1,874,378	1,995,449	810,896	71.10%

Budget Unit: 07700703

Budget Unit Title	Account Code	Account Title	Adopted Budget	Amended Budget	Encumbrance	YTD Expense	Enc + YTD Expense	Available Budget	Percent
PA INFRA BANK NOTES	447030	GO INTEREST PMT	76,112	76,112	0	73,377	73,377	2,735	96.41%
PA INFRA BANK NOTES	448030	GO PRINCIPAL PMT	291,630	291,630	0	224,365	224,365	67,264	76.94%
07700703			367,742	367,742	0	297,742	297,742	69,999	80.97%

Budget Unit: 07700704

Budget Unit Title	Account Code	Account Title	Adopted Budget	Amended Budget	Encumbrance	YTD Expense	Enc + YTD Expense	Available Budget	Percent
CAPITAL LEASE	447030	GO INTEREST PMT	98,890	98,890	0	55,674	55,674	43,217	56.30%
CAPITAL LEASE	448030	GO PRINCIPAL PMT	1,322,165	1,322,165	0	655,021	655,021	667,145	49.54%
07700704			1,421,056	1,421,056	0	710,694	710,694	710,361	50.01%

Budget Unit: 07700706

Budget Unit Title	Account Code	Account Title	Adopted Budget	Amended Budget	Encumbrance	YTD Expense	Enc + YTD Expense	Available Budget	Percent
2006 COMMERCE BANK NOTE	447030	GO INTEREST PMT	64,542	64,542	0	36,584	36,584	27,958	56.68%
2006 COMMERCE BANK NOTE	448030	GO PRINCIPAL PMT	785,000	785,000	0	785,000	785,000	0	100.00%
07700706			849,542	849,542	0	821,584	821,584	27,958	96.71%

Budget Unit: 07700709

Budget Unit Title	Account Code	Account Title	Adopted Budget	Amended Budget	Encumbrance	YTD Expense	Enc + YTD Expense	Available Budget	Percent
REV BONDS SER A-2 OF 2005	447030	GO INTEREST PMT	396,825	396,825	0	201,382	201,382	195,443	50.75%
REV BONDS SER A-2 OF 2005	448030	GO PRINCIPAL PMT	260,000	260,000	0	260,000	260,000	0	100.00%

City of Harrisburg

Sep YTD Expenditures - Budget To Actual - Line Item Detail

Budget Unit: 07700709

Budget Unit Title	Account Code ▲	Account Title	Adopted Budget	Amended Budget	Encumbrance	YTD Expense	Enc + YTD Expense	Available Budget	Percent
07700709			656,825	656,825	0	461,382	461,382	195,443	70.24%

Budget Unit: 07700711

Budget Unit Title	Account Code ▲	Account Title	Adopted Budget	Amended Budget	Encumbrance	YTD Expense	Enc + YTD Expense	Available Budget	Percent
DCED ALT LOAN	447030	GO INTEREST PMT	3,000	3,000	0	0	0	3,000	0.00%
DCED ALT LOAN	448030	GO PRINCIPAL PMT	22,000	22,000	0	0	0	22,000	0.00%
07700711			25,000	25,000	0	0	0	25,000	0.00%

Budget Unit: 07700795

Budget Unit Title	Account Code ▲	Account Title	Adopted Budget	Amended Budget	Encumbrance	YTD Expense	Enc + YTD Expense	Available Budget	Percent
GO BONDS SER A-B OF 95	447030	GO INTEREST PMT	0	0	0	0	0	0	
GO BONDS SER A-B OF 95	448030	GO PRINCIPAL PMT	0	0	0	0	0	0	
07700795			0	0	0	0	0	0	

Budget Unit: 07700796

Budget Unit Title	Account Code ▲	Account Title	Adopted Budget	Amended Budget	Encumbrance	YTD Expense	Enc + YTD Expense	Available Budget	Percent
GO BONDS SER A1 OF 97	447030	GO INTEREST PMT	0	0	0	0	0	0	
GO BONDS SER A1 OF 97	448030	GO PRINCIPAL PMT	0	0	0	0	0	0	
07700796			0	0	0	0	0	0	

Budget Unit: 07700797

Budget Unit Title	Account Code ▲	Account Title	Adopted Budget	Amended Budget	Encumbrance	YTD Expense	Enc + YTD Expense	Available Budget	Percent
GO SER D-F OF 97	448030	GO PRINCIPAL PMT	8,665,000	8,665,000	0	0	0	8,665,000	0.00%
07700797			8,665,000	8,665,000	0	0	0	8,665,000	0.00%

Budget Unit: 20062020

Budget Unit Title	Account Code ▲	Account Title	Adopted Budget	Amended Budget	Encumbrance	YTD Expense	Enc + YTD Expense	Available Budget	Percent
OPERATIONS	422060	POWER-STREET LIGHTS	730,000	730,000	0	721,497	721,497	8,503	98.84%
OPERATIONS	422070	POWER-TRAFFIC LIGHTS	45,000	45,000	0	39,686	39,686	5,314	88.19%
OPERATIONS	423002	STOP/LOSS PREMIUM	0	0	0	0	0	0	
OPERATIONS	423021	GEN LIAB DEDUCT	0	0	0	0	0	0	
OPERATIONS	425010	VEHICULAR EQUIPMENT	45,000	45,000	0	45,000	45,000	0	100.00%

City of Harrisburg

Sep YTD Expenditures - Budget To Actual - Line Item Detail

Budget Unit: 20062020

Budget Unit Title	Account Code	Account Title	Adopted Budget	Amended Budget	Encumbrance	YTD Expense	Enc + YTD Expense	Available Budget	Percent
OPERATIONS	425099	OTHER CONT MAINT	0	0	0	0	0	0	
OPERATIONS	429009	ADMIN/TRUSTEE FEE	0	0	0	0	0	0	
OPERATIONS	430030	SNOW CONTROL	54,453	54,453	32,537	21,463	54,000	453	99.17%
OPERATIONS	430031	ASPHALT	0	0	0	0	0	0	
OPERATIONS	430032	CONCRETE	0	0	0	0	0	0	
OPERATIONS	430033	STREET SIGN	826	826	0	0	0	826	0.00%
OPERATIONS	430034	TRAFFIC CONTROL	0	0	0	0	0	0	
OPERATIONS	430038	SEWER GRATES/MANHOLE CVR	3,000	3,000	694	1,306	2,000	1,000	66.67%
OPERATIONS	430050	MOTOR FUELS/LUBRICANTS	30,000	38,000	0	38,000	38,000	0	100.00%
OPERATIONS	430051	TIRES & BATTERIES	10,000	10,000	0	4,345	4,345	5,655	43.45%
OPERATIONS	430052	VEHICLE PARTS & SUPPLIES	27,000	19,000	0	18,041	18,041	959	94.95%
OPERATIONS	430099	MISC SUPPLIES AND EXP	0	0	0	0	0	0	
OPERATIONS	453099	EQUIPMENT-OTHER	0	0	0	0	0	0	
OPERATIONS	458030	STREETLIGHTS	0	0	0	0	0	0	
OPERATIONS	481007	DEBT SERVICE FUND TRANS	0	0	0	0	0	0	
20062020			945,279	945,279	33,230	889,339	922,569	22,711	97.60%

Budget Unit: 27272710

Budget Unit Title	Account Code	Account Title	Adopted Budget	Amended Budget	Encumbrance	YTD Expense	Enc + YTD Expense	Available Budget	Percent
OPERATIONS	414000	SALARIES & WAGES	815,493	815,493	0	572,787	572,787	242,706	70.24%
OPERATIONS	415000	TEMPORARY	0	0	0	0	0	0	
OPERATIONS	416000	OVERTIME	20,000	21,250	0	22,536	22,536	-1,286	106.05%
OPERATIONS	417000	SICK LEAVE BUY-BACK	3,600	3,600	0	2,081	2,081	1,519	57.81%
OPERATIONS	419001	SOCIAL SECURITY	64,612	64,612	0	46,630	46,630	17,982	72.17%
OPERATIONS	419002	MEDICAL	327,462	327,462	0	233,485	233,485	93,977	71.30%
OPERATIONS	419005	SEVERANCE PAY	5,500	11,500	0	10,758	10,758	742	93.55%
OPERATIONS	419010	UNEMPLOYMENT COMPENSAT	5,000	10,308	0	10,296	10,296	12	99.88%
OPERATIONS	419011	WORKERS' COMP-ADJ FEES	4,950	4,950	2,385	2,565	4,950	0	100.00%
OPERATIONS	419012	LOSS TIME & MED	50,000	50,000	0	20,813	20,813	29,187	41.63%
OPERATIONS	419014	STATE FEES & ASSESSMENTS	2,500	2,500	0	0	0	2,500	0.00%
OPERATIONS	419015	EXCESS POLICY & BOND	3,000	3,000	0	0	0	3,000	0.00%
OPERATIONS	420010	ADVERTISING	0	0	0	0	0	0	

City of Harrisburg

Sep YTD Expenditures - Budget To Actual - Line Item Detail

Budget Unit: 27272710

Budget Unit Title	Account Code▲	Account Title	Adopted Budget	Amended Budget	Encumbrance	YTD Expense	Enc + YTD Expense	Available Budget	Percent
OPERATIONS	420020	PRINTING	2,000	2,800	0	1,809	1,809	991	64.60%
OPERATIONS	420040	TELEPHONE	300	300	0	0	0	300	0.00%
OPERATIONS	420050	POSTAGE	1,000	1,000	0	5	5	995	0.54%
OPERATIONS	421010	LEGAL	0	0	0	0	0	0	
OPERATIONS	421020	AUDIT	4,000	4,000	0	0	0	4,000	0.00%
OPERATIONS	421040	COLLECTION(OPT & LIENS)	1,250	0	0	0	0	0	
OPERATIONS	421050	OTHER PROFESSIONAL FEES	175	175	0	0	0	175	0.00%
OPERATIONS	421070	ARBITRATION	0	0	0	0	0	0	
OPERATIONS	422000	SEWERAGE	100	100	0	0	0	100	0.00%
OPERATIONS	422010	WATER	500	500	0	0	0	500	0.00%
OPERATIONS	422080	SEWERAGE MAINT CHARGES	100	100	0	0	0	100	0.00%
OPERATIONS	422090	REFUSE	1,000	1,000	0	0	0	1,000	0.00%
OPERATIONS	423002	STOP/LOSS PREMIUM	21,500	18,500	0	9,220	9,220	9,280	49.84%
OPERATIONS	423010	AUTOMOBILE PREM	21,000	21,000	0	11,235	11,235	9,765	53.50%
OPERATIONS	423011	AUTO DEDUCT	15,000	12,000	0	3,374	3,374	8,626	28.12%
OPERATIONS	423020	GENERAL LIABILITY PREM	5,011	5,011	0	1,962	1,962	3,049	39.15%
OPERATIONS	423021	GEN LIAB DEDUCT	3,200	2,196	0	0	0	2,196	0.00%
OPERATIONS	423095	EXCESS LIABILITY	1,196	1,200	0	1,200	1,200	0	100.00%
OPERATIONS	424000	VEHICULAR EQUIPMENT	2,000	800	0	0	0	800	0.00%
OPERATIONS	424061	UNIFORM RENTALS	0	8,018	2,624	5,394	8,018	0	100.00%
OPERATIONS	425010	VEHICULAR EQUIPMENT	98,600	98,600	4,063	82,679	86,742	11,858	87.97%
OPERATIONS	425030	BUILDING MAINT	1,000	1,000	241	251	492	508	49.18%
OPERATIONS	425050	COMMUNICATIONS EQUIPMENT	1,200	1,200	0	0	0	1,200	0.00%
OPERATIONS	425090	MAINT SERV CONTRACT	25,772	25,172	1,256	21,638	22,894	2,278	90.95%
OPERATIONS	429003	GENERAL ADMIN. CHARGES	957,745	957,745	0	242,052	242,052	715,693	25.27%
OPERATIONS	429005	NUISANCE	500	500	0	0	0	500	0.00%
OPERATIONS	429009	ADMIN/TRUSTEE FEE	200	200	0	77	77	123	38.45%
OPERATIONS	429012	LAUNDRY	10,000	1,982	0	0	0	1,982	0.00%
OPERATIONS	429013	INCINERATOR TRUCK PERMIT	4,600	4,600	0	4,250	4,250	350	92.39%
OPERATIONS	429015	TRAVEL	0	0	0	0	0	0	
OPERATIONS	429016	CONFERENCES	0	0	0	0	0	0	
OPERATIONS	429017	MEMBERSHIPS	0	0	0	0	0	0	

City of Harrisburg

Sep YTD Expenditures - Budget To Actual - Line Item Detail

Budget Unit: 27272710

Budget Unit Title	Account Code▲	Account Title	Adopted Budget	Amended Budget	Encumbrance	YTD Expense	Enc + YTD Expense	Available Budget	Percent
OPERATIONS	429025	DISASTER RECOVERY SYSTEM	0	0	0	0	0	0	
OPERATIONS	429090	MISC CONTRACTED SRVCS	10,000	5,400	0	4,523	4,523	877	83.76%
OPERATIONS	429095	BANK SERV CHARGES	0	5,400	0	6,033	6,033	-633	111.73%
OPERATIONS	430002	SOFTWARE	15,269	15,269	4,043	11,226	15,269	0	100.00%
OPERATIONS	430003	SUBSCRIPTIONS	0	0	0	0	0	0	
OPERATIONS	430005	DUPLICATING	280	280	0	273	273	7	97.50%
OPERATIONS	430006	PHOTOGRAPHY	0	0	0	0	0	0	
OPERATIONS	430008	DATA PROCESSING	0	0	0	0	0	0	
OPERATIONS	430009	OFFICE	1,000	1,000	0	983	983	17	98.32%
OPERATIONS	430011	CUSTODIAL	2,000	1,500	813	187	1,000	500	66.67%
OPERATIONS	430012	PERSONAL SAFETY	500	500	0	131	131	369	26.18%
OPERATIONS	430013	FIREFIGHTING	0	0	0	0	0	0	
OPERATIONS	430014	WEARING APPAREL	4,500	4,500	2,058	2,442	4,500	0	100.00%
OPERATIONS	430037	CHEMICALS	0	0	0	0	0	0	
OPERATIONS	430042	TOOLS & HARDWARE	500	500	227	23	250	250	50.00%
OPERATIONS	430049	TRASH REMOVAL	1,500	3,000	1,521	1,479	3,000	0	100.00%
OPERATIONS	430050	MOTOR FUELS/LUBRICANTS	90,000	90,000	0	77,725	77,725	12,275	86.36%
OPERATIONS	430051	TIRES & BATTERIES	11,000	11,000	0	9,755	9,755	1,245	88.68%
OPERATIONS	430052	VEHICLE PARTS & SUPPLIES	65,000	60,892	0	17,287	17,287	43,605	28.39%
OPERATIONS	430099	MISC SUPPLIES AND EXP	0	0	0	0	0	0	
OPERATIONS	439015	OFFICE EQUIPMENT	2,000	1,000	0	0	0	1,000	0.00%
OPERATIONS	453004	EQUIPMENT-VEHICLE	0	0	0	0	0	0	
OPERATIONS	453030	MOTOR EQUIPMENT	0	0	0	0	0	0	
OPERATIONS	453049	LEASE PURCHASE	43,909	130,523	0	76,238	76,238	54,285	58.41%
OPERATIONS	453051	EQUIPMENT-DATA PROCESSING	0	0	0	0	0	0	
OPERATIONS	453099	EQUIPMENT-OTHER	0	0	0	0	0	0	
OPERATIONS	454032	AUTOMOTIVE EQUIPMENT	0	0	0	0	0	0	
OPERATIONS	455003	EQUIPMENT	0	0	0	0	0	0	
OPERATIONS	455004	MOTOR EQUIPMENT	0	0	0	0	0	0	
OPERATIONS	463000	MATCHING SHARE GRANTS	0	0	0	0	0	0	
OPERATIONS	481001	GENERAL FUND TRANSFERS	1,688,939	1,688,939	0	549,234	549,234	1,139,705	32.52%
OPERATIONS	481028	LANDFILL/INCIN UTILITY FD	0	0	0	0	0	0	

City of Harrisburg

Sep YTD Expenditures - Budget To Actual - Line Item Detail

Budget Unit: 27272710

Budget Unit Title	Account Code ▲	Account Title	Adopted Budget	Amended Budget	Encumbrance	YTD Expense	Enc + YTD Expense	Available Budget	Percent
OPERATIONS	481055	LIABILITY INSURANCE CLAIM	0	0	0	0	0	0	
OPERATIONS	486000	PYMT OF PRIOR YR EXPEND.	0	0	0	0	0	0	
27272710			4,417,463	4,504,077	19,230	2,064,638	2,083,868	2,420,209	46.27%

Budget Unit: 29292910

Budget Unit Title	Account Code ▲	Account Title	Adopted Budget	Amended Budget	Encumbrance	YTD Expense	Enc + YTD Expense	Available Budget	Percent
ADMINISTRATION	414000	SALARIES & WAGES	240,936	240,936	0	180,509	180,509	60,427	74.92%
ADMINISTRATION	416000	OVERTIME	500	500	0	0	0	500	0.00%
ADMINISTRATION	417000	SICK LEAVE BUY-BACK	2,400	2,400	0	1,762	1,762	638	73.41%
ADMINISTRATION	419001	SOCIAL SECURITY	19,802	19,802	0	13,993	13,993	5,809	70.66%
ADMINISTRATION	419002	MEDICAL	134,761	134,761	0	117,449	117,449	17,312	87.15%
ADMINISTRATION	419005	SEVERANCE PAY	15,000	15,000	0	0	0	15,000	0.00%
ADMINISTRATION	419010	UNEMPLOYMENT COMPENSAT	8,000	8,000	0	0	0	8,000	0.00%
ADMINISTRATION	419011	WORKERS' COMP-ADJ FEES	2,000	2,000	795	855	1,650	350	82.50%
ADMINISTRATION	419012	LOSS TIME & MED	4,682	12,682	0	12,300	12,300	382	96.99%
ADMINISTRATION	419014	STATE FEES & ASSESSMENTS	1,300	1,300	0	0	0	1,300	0.00%
ADMINISTRATION	419015	EXCESS POLICY & BOND	4,000	4,000	0	0	0	4,000	0.00%
ADMINISTRATION	420010	ADVERTISING	1,000	1,000	0	0	0	1,000	0.00%
ADMINISTRATION	420020	PRINTING	6,400	8,400	0	7,238	7,238	1,162	86.17%
ADMINISTRATION	420040	TELEPHONE	16,000	16,000	0	8,931	8,931	7,069	55.82%
ADMINISTRATION	420050	POSTAGE	1,100	1,100	0	337	337	763	30.60%
ADMINISTRATION	421010	LEGAL	0	0	0	0	0	0	
ADMINISTRATION	421020	AUDIT	21,930	21,930	0	0	0	21,930	0.00%
ADMINISTRATION	421030	CONSULTING	12,000	12,555	5,239	7,312	12,550	5	99.96%
ADMINISTRATION	421040	COLLECTION(OPT & LIENS)	0	0	0	0	0	0	
ADMINISTRATION	421050	OTHER PROFESSIONAL FEES	90,000	90,000	28,525	61,221	89,746	254	99.72%
ADMINISTRATION	423002	STOP/LOSS PREMIUM	25,600	25,600	0	17,714	17,714	7,886	69.20%
ADMINISTRATION	423010	AUTOMOBILE PREM	19,000	19,000	0	9,961	9,961	9,039	52.43%
ADMINISTRATION	423011	AUTO DEDUCT	10,000	4,500	0	0	0	4,500	0.00%
ADMINISTRATION	423020	GENERAL LIABILITY PREM	50,000	50,000	0	18,588	18,588	31,412	37.18%
ADMINISTRATION	423030	BOILER	0	7,000	0	6,167	6,167	833	88.10%

City of Harrisburg

Sep YTD Expenditures - Budget To Actual - Line Item Detail

Budget Unit: 29292910

Budget Unit Title	Account Code	Account Title	Adopted Budget	Amended Budget	Encumbrance	YTD Expense	Enc + YTD Expense	Available Budget	Percent
ADMINISTRATION	423040	PROPERTY & CRIME PREM	128,376	126,724	0	66,509	66,509	60,215	52.48%
ADMINISTRATION	423041	PROPERTY DEDUCT	8,000	8,000	0	0	0	8,000	0.00%
ADMINISTRATION	423050	INLAND MARINE	30,000	30,000	0	0	0	30,000	0.00%
ADMINISTRATION	423060	FLOOD PREM	100,000	100,000	0	70,822	70,822	29,178	70.82%
ADMINISTRATION	423090	PUBLIC OFF PREM	41,294	41,294	0	28,638	28,638	12,657	69.35%
ADMINISTRATION	423095	EXCESS LIABILITY	13,000	13,000	0	11,400	11,400	1,600	87.69%
ADMINISTRATION	423097	TERRORISM	11,000	4,000	0	0	0	4,000	0.00%
ADMINISTRATION	424061	UNIFORM RENTALS	0	9,986	2,987	6,999	9,986	0	100.00%
ADMINISTRATION	425080	SERVICE CONTRACTS	0	0	0	0	0	0	
ADMINISTRATION	425090	MAINT SERV CONTRACT	28,888	30,540	2,141	26,122	28,263	2,276	92.55%
ADMINISTRATION	429001	TUITION/TRAINING	500	500	0	0	0	500	0.00%
ADMINISTRATION	429003	GENERAL ADMIN. CHARGES	2,830,617	722,617	0	364,872	364,872	357,745	50.49%
ADMINISTRATION	429009	ADMIN/TRUSTEE FEE	0	0	0	0	0	0	
ADMINISTRATION	429012	LAUNDRY	10,000	14	0	0	0	14	0.00%
ADMINISTRATION	429015	TRAVEL	0	0	0	0	0	0	
ADMINISTRATION	429016	CONFERENCES	300	300	0	55	55	245	18.24%
ADMINISTRATION	429017	MEMBERSHIPS	150	150	0	0	0	150	0.00%
ADMINISTRATION	429025	DISASTER RECOVERY SYSTEM	9,584	9,584	0	0	0	9,584	0.00%
ADMINISTRATION	429090	MISC CONTRACTED SRVCS	0	0	0	0	0	0	
ADMINISTRATION	429095	BANK SERV CHARGES	0	12,500	0	5,282	5,282	7,218	42.25%
ADMINISTRATION	430002	SOFTWARE	16,876	16,876	4,237	11,763	16,000	876	94.81%
ADMINISTRATION	430003	SUBSCRIPTIONS	330	330	0	0	0	330	0.00%
ADMINISTRATION	430006	PHOTOGRAPHY	0	0	0	0	0	0	
ADMINISTRATION	430008	DATA PROCESSING	0	0	0	0	0	0	
ADMINISTRATION	430009	OFFICE	4,450	3,895	1,590	810	2,400	1,495	61.62%
ADMINISTRATION	430099	MISC SUPPLIES AND EXP	0	0	0	0	0	0	
ADMINISTRATION	439015	OFFICE EQUIPMENT	0	0	0	0	0	0	
ADMINISTRATION	447030	GO INTEREST PMT	0	0	0	0	0	0	
ADMINISTRATION	448030	GO PRINCIPAL PMT	0	0	0	0	0	0	
ADMINISTRATION	449030	LEASE/RENTL DEBT	390,000	2,481,000	0	1,654,000	1,654,000	827,000	66.67%
ADMINISTRATION	449031	PENNVEST	359,124	359,124	0	246,756	246,756	112,368	68.71%
ADMINISTRATION	452000	BUILDINGS AND STRUCTURES	0	0	0	0	0	0	

City of Harrisburg

Sep YTD Expenditures - Budget To Actual - Line Item Detail

Budget Unit: 29292910

Budget Unit Title	Account Code	Account Title	Adopted Budget	Amended Budget	Encumbrance	YTD Expense	Enc + YTD Expense	Available Budget	Percent
ADMINISTRATION	452008	PLANT IMPROVEMENTS	0	0	0	0	0	0	
ADMINISTRATION	453000	OPERATIONS EQUIPMENT	0	0	0	0	0	0	
ADMINISTRATION	453051	EQUIPMENT-DATA PROCESSING	0	0	0	0	0	0	
ADMINISTRATION	455001	LAND IMPROVEMENTS	0	0	0	0	0	0	
ADMINISTRATION	455002	BUILDINGS AND STRUCTURES	0	0	0	0	0	0	
ADMINISTRATION	455003	EQUIPMENT	0	0	0	0	0	0	
ADMINISTRATION	455004	MOTOR EQUIPMENT	0	0	0	0	0	0	
ADMINISTRATION	455006	MAINS AND ACCESSORIES	0	0	0	0	0	0	
ADMINISTRATION	455007	PLANT EQUIPMENT	0	0	0	0	0	0	
ADMINISTRATION	455008	INFRASTRUCTURE	0	0	0	0	0	0	
ADMINISTRATION	458060	STREETS AND ROADS	0	0	0	0	0	0	
ADMINISTRATION	481055	LIABILITY INSURANCE CLAIM	0	0	0	0	0	0	
ADMINISTRATION	485002	FINES AND SETTLEMENTS	0	0	0	0	0	0	
ADMINISTRATION	486000	PYMT OF PRIOR YR EXPEND.	0	0	0	0	0	0	
29292910			4,668,900	4,668,900	45,513	2,958,364	3,003,877	1,665,023	64.34%

Budget Unit: 29292920

Budget Unit Title	Account Code	Account Title	Adopted Budget	Amended Budget	Encumbrance	YTD Expense	Enc + YTD Expense	Available Budget	Percent
OPERATIONS	414000	SALARIES & WAGES	888,030	888,030	0	659,886	659,886	228,144	74.31%
OPERATIONS	416000	OVERTIME	226,253	226,253	0	128,986	128,986	97,267	57.01%
OPERATIONS	419001	SOCIAL SECURITY	85,244	85,244	0	60,349	60,349	24,895	70.80%
OPERATIONS	419002	MEDICAL	265,316	265,316	0	166,749	166,749	98,567	62.85%
OPERATIONS	422000	SEWERAGE	0	0	0	0	0	0	
OPERATIONS	422010	WATER	110,000	110,000	0	49,992	49,992	60,008	45.45%
OPERATIONS	422020	ELECTRICITY	995,000	995,000	0	788,699	788,699	206,301	79.27%
OPERATIONS	422030	HEAT	125,500	125,500	23,000	10,258	33,258	92,242	26.50%
OPERATIONS	422090	REFUSE	745,000	745,000	409,296	246,559	655,855	89,145	88.03%
OPERATIONS	424010	HEAVY EQUIPMENT	0	0	0	0	0	0	
OPERATIONS	424060	OTHER RENTALS	1,000	1,000	0	420	420	580	42.00%
OPERATIONS	425060	OPERATIONS EQUIPMENT	0	40,000	24,346	8,008	32,354	7,646	80.88%
OPERATIONS	425080	SERVICE CONTRACTS	162,360	202,360	108,608	90,353	198,961	3,399	98.32%

City of Harrisburg

Sep YTD Expenditures - Budget To Actual - Line Item Detail

Budget Unit: 29292920

Budget Unit Title	Account Code	Account Title	Adopted Budget	Amended Budget	Encumbrance	YTD Expense	Enc + YTD Expense	Available Budget	Percent
OPERATIONS	425090	MAINT SERV CONTRACT	0	0	0	0	0	0	
OPERATIONS	425099	OTHER CONT MAINT	40,000	90,000	68,354	15,558	83,912	6,088	93.24%
OPERATIONS	429001	TUITION/TRAINING	0	0	0	0	0	0	
OPERATIONS	429003	GENERAL ADMIN. CHARGES	2,958,403	2,728,403	0	370,730	370,730	2,357,673	13.59%
OPERATIONS	429009	ADMIN/TRUSTEE FEE	0	0	0	0	0	0	
OPERATIONS	429012	LAUNDRY	0	0	0	0	0	0	
OPERATIONS	429015	TRAVEL	0	0	0	0	0	0	
OPERATIONS	429016	CONFERENCES	0	0	0	0	0	0	
OPERATIONS	429017	MEMBERSHIPS	0	0	0	0	0	0	
OPERATIONS	429090	MISC CONTRACTED SRVCS	0	0	0	0	0	0	
OPERATIONS	430006	PHOTOGRAPHY	0	0	0	0	0	0	
OPERATIONS	430008	DATA PROCESSING	0	0	0	0	0	0	
OPERATIONS	430011	CUSTODIAL	7,000	5,500	1,669	3,331	5,000	500	90.91%
OPERATIONS	430012	PERSONAL SAFETY	1,000	2,500	2,069	431	2,500	0	100.00%
OPERATIONS	430013	FIREFIGHTING	0	0	0	0	0	0	
OPERATIONS	430016	MEDICAL/LAB	90,000	90,000	47,309	41,256	88,564	1,436	98.40%
OPERATIONS	430037	CHEMICALS	332,700	332,700	152,512	162,898	315,410	17,290	94.80%
OPERATIONS	430055	MECH EQUIP PARTS	0	0	0	0	0	0	
OPERATIONS	430099	MISC SUPPLIES AND EXP	412,500	412,500	0	220,500	220,500	192,000	53.45%
OPERATIONS	439015	OFFICE EQUIPMENT	0	0	0	0	0	0	
OPERATIONS	439030	VEHICULAR EQUIPMENT	0	0	0	0	0	0	
OPERATIONS	453000	OPERATIONS EQUIPMENT	0	0	0	0	0	0	
OPERATIONS	453030	MOTOR EQUIPMENT	0	0	0	0	0	0	
OPERATIONS	453090	OTHER CAPITAL EQUIPMENT	0	0	0	0	0	0	
29292920			7,445,306	7,345,306	837,163	3,024,964	3,862,127	3,483,180	52.58%

Budget Unit: 29292930

Budget Unit Title	Account Code	Account Title	Adopted Budget	Amended Budget	Encumbrance	YTD Expense	Enc + YTD Expense	Available Budget	Percent
MAINTENANCE	414000	SALARIES & WAGES	414,086	414,086	0	202,058	202,058	212,028	48.80%
MAINTENANCE	416000	OVERTIME	5,855	5,855	0	881	881	4,974	15.05%
MAINTENANCE	419001	SOCIAL SECURITY	32,125	32,125	0	15,533	15,533	16,592	48.35%
MAINTENANCE	419002	MEDICAL	136,640	136,640	0	73,149	73,149	63,491	53.53%
MAINTENANCE	425010	VEHICULAR EQUIPMENT	10,000	17,000	0	9,811	9,811	7,189	57.71%

City of Harrisburg

Sep YTD Expenditures - Budget To Actual - Line Item Detail

Budget Unit: 29292930

Budget Unit Title	Account Code▲	Account Title	Adopted Budget	Amended Budget	Encumbrance	YTD Expense	Enc + YTD Expense	Available Budget	Percent
MAINTENANCE	425030	BUILDING MAINT	0	0	0	0	0	0	
MAINTENANCE	425060	OPERATIONS EQUIPMENT	5,200	5,200	543	1,057	1,600	3,600	30.77%
MAINTENANCE	429003	GENERAL ADMIN. CHARGES	561,301	547,301	0	66,917	66,917	480,384	12.23%
MAINTENANCE	429012	LAUNDRY	0	0	0	0	0	0	
MAINTENANCE	429015	TRAVEL	0	0	0	0	0	0	
MAINTENANCE	429016	CONFERENCES	0	0	0	0	0	0	
MAINTENANCE	429017	MEMBERSHIPS	0	0	0	0	0	0	
MAINTENANCE	429090	MISC CONTRACTED SRVCS	6,000	6,000	0	411	411	5,589	6.85%
MAINTENANCE	430002	SOFTWARE	0	0	0	0	0	0	
MAINTENANCE	430006	PHOTOGRAPHY	0	0	0	0	0	0	
MAINTENANCE	430008	DATA PROCESSING	0	0	0	0	0	0	
MAINTENANCE	430012	PERSONAL SAFETY	300	6,000	4,212	1,788	6,000	0	100.00%
MAINTENANCE	430016	MEDICAL/LAB	0	0	0	0	0	0	
MAINTENANCE	430030	SNOW CONTROL	0	0	0	0	0	0	
MAINTENANCE	430031	ASPHALT	0	0	0	0	0	0	
MAINTENANCE	430032	CONCRETE	0	0	0	0	0	0	
MAINTENANCE	430036	BLDG CONSTRUCTION	0	0	0	0	0	0	
MAINTENANCE	430037	CHEMICALS	0	0	0	0	0	0	
MAINTENANCE	430040	BOTANICAL	0	0	0	0	0	0	
MAINTENANCE	430042	TOOLS & HARDWARE	5,000	5,000	0	26	26	4,974	0.51%
MAINTENANCE	430045	UTILITY PLANT FUELS/LUBE	10,000	10,000	0	9,264	9,264	736	92.64%
MAINTENANCE	430050	MOTOR FUELS/LUBRICANTS	15,250	22,250	0	12,509	12,509	9,741	56.22%
MAINTENANCE	430051	TIRES & BATTERIES	2,800	2,800	0	2,253	2,253	547	80.46%
MAINTENANCE	430052	VEHICLE PARTS & SUPPLIES	10,000	10,000	0	992	992	9,008	9.92%
MAINTENANCE	430055	MECH EQUIP PARTS	195,000	289,300	81,853	90,958	172,810	116,490	59.73%
MAINTENANCE	430057	PIPE CONNECTIONS	13,000	13,000	5,781	4,719	10,500	2,500	80.77%
MAINTENANCE	430099	MISC SUPPLIES AND EXP	16,000	16,000	1,056	678	1,734	14,266	10.83%
MAINTENANCE	439010	LAND IMPROVEMENTS	0	0	0	0	0	0	
MAINTENANCE	439015	OFFICE EQUIPMENT	0	0	0	0	0	0	
MAINTENANCE	439030	VEHICULAR EQUIPMENT	0	0	0	0	0	0	
MAINTENANCE	439070	PLANT EQUIPMENT	0	0	0	0	0	0	
MAINTENANCE	453030	MOTOR EQUIPMENT	0	0	0	0	0	0	

City of Harrisburg

Sep YTD Expenditures - Budget To Actual - Line Item Detail

Budget Unit: 29292930

Budget Unit Title	Account Code▲	Account Title	Adopted Budget	Amended Budget	Encumbrance	YTD Expense	Enc + YTD Expense	Available Budget	Percent
MAINTENANCE	453099	EQUIPMENT-OTHER	0	0	0	0	0	0	
MAINTENANCE	457000	PLANT EQUIPMENT	86,400	86,400	0	0	0	86,400	0.00%
29292930			1,524,957	1,624,957	93,445	493,003	586,448	1,038,509	36.09%

Budget Unit: 29292940

Budget Unit Title	Account Code▲	Account Title	Adopted Budget	Amended Budget	Encumbrance	YTD Expense	Enc + YTD Expense	Available Budget	Percent
FIELD MAINTENANCE	414000	SALARIES & WAGES	179,808	179,808	0	127,052	127,052	52,756	70.66%
FIELD MAINTENANCE	416000	OVERTIME	19,387	19,387	0	11,684	11,684	7,703	60.27%
FIELD MAINTENANCE	419001	SOCIAL SECURITY	15,238	15,238	0	10,613	10,613	4,625	69.65%
FIELD MAINTENANCE	419002	MEDICAL	55,856	55,856	0	37,761	37,761	18,095	67.60%
FIELD MAINTENANCE	420020	PRINTING	500	500	0	0	0	500	0.00%
FIELD MAINTENANCE	422000	SEWERAGE	0	0	0	0	0	0	
FIELD MAINTENANCE	422010	WATER	10,000	10,000	0	5,625	5,625	4,375	56.25%
FIELD MAINTENANCE	422020	ELECTRICITY	298,500	298,500	0	197,251	197,251	101,249	66.08%
FIELD MAINTENANCE	422030	HEAT	1,000	1,000	0	0	0	1,000	0.00%
FIELD MAINTENANCE	422090	REFUSE	6,400	6,400	0	0	0	6,400	0.00%
FIELD MAINTENANCE	425010	VEHICULAR EQUIPMENT	6,000	26,000	7,270	15,810	23,079	2,921	88.77%
FIELD MAINTENANCE	425099	OTHER CONT MAINT	3,000	3,000	1,875	0	1,875	1,125	62.50%
FIELD MAINTENANCE	429003	GENERAL ADMIN. CHARGES	435,805	415,805	0	43,612	43,612	372,193	10.49%
FIELD MAINTENANCE	429012	LAUNDRY	0	0	0	0	0	0	
FIELD MAINTENANCE	430006	PHOTOGRAPHY	0	0	0	0	0	0	
FIELD MAINTENANCE	430012	PERSONAL SAFETY	250	250	0	0	0	250	0.00%
FIELD MAINTENANCE	430037	CHEMICALS	200	200	0	0	0	200	0.00%
FIELD MAINTENANCE	430042	TOOLS & HARDWARE	200	200	0	0	0	200	0.00%
FIELD MAINTENANCE	430050	MOTOR FUELS/ LUBRICANTS	3,500	3,500	0	3,500	3,500	0	100.00%
FIELD	430051	TIRES &	200	200	0	200	200	0	100.00%

City of Harrisburg

Sep YTD Expenditures - Budget To Actual - Line Item Detail

Budget Unit: 29292940

Budget Unit Title	Account Code▲	Account Title	Adopted Budget	Amended Budget	Encumbrance	YTD Expense	Enc + YTD Expense	Available Budget	Percent
MAINTENANCE		BATTERIES							
FIELD MAINTENANCE	430052	VEHICLE PARTS & SUPPLIES	3,000	3,000	0	1,491	1,491	1,509	49.71%
FIELD MAINTENANCE	430055	MECH EQUIP PARTS	10,000	10,000	3,000	1	3,001	6,999	30.01%
FIELD MAINTENANCE	439010	LAND IMPROVEMENTS	0	0	0	0	0	0	
FIELD MAINTENANCE	453000	OPERATIONS EQUIPMENT	0	0	0	0	0	0	
FIELD MAINTENANCE	453030	MOTOR EQUIPMENT	0	0	0	0	0	0	
FIELD MAINTENANCE	453090	OTHER CAPITAL EQUIPMENT	0	0	0	0	0	0	
29292940			1,048,844	1,048,844	12,145	454,601	466,745	582,099	44.50%
Summary			92,833,542	93,003,760	2,136,267	48,940,896	51,077,163	41,926,597	54.92%

City of Harrisburg

Change in Adopted Budget as of September 30, 2012

Budget Unit	Budget Unit Title	Account Code	Account Title	Adopted Budget	Amended Budget	Change in Adopted Budget (Absolute Value) ▼
29292910	ADMINISTRATION	429003	GENERAL ADMIN. CHARGES	2,830,617	722,617	2,108,000
29292910	ADMINISTRATION	449030	LEASE/RENTL DEBT	390,000	2,481,000	2,091,000
01010189	TRANSFERS	481007	DEBT SERVICE FUND TRANS	11,485,014	10,760,014	725,000
01040151	FIRE	416000	OVERTIME	1,350,000	1,950,000	600,000
29292920	OPERATIONS	429003	GENERAL ADMIN. CHARGES	2,958,403	2,728,403	230,000
01000105	SOLICITOR	421010	LEGAL	250,000	417,000	167,000
29292930	MAINTENANCE	430055	MECH EQUIP PARTS	195,000	289,300	94,300
27272710	OPERATIONS	453049	LEASE PURCHASE	43,909	130,523	86,614
01040151	FIRE	414000	SALARIES & WAGES	5,375,011	5,294,742	80,270
02200230	MAINTENANCE	453000	OPERATIONS EQUIPMENT	0	54,000	54,000
29292920	OPERATIONS	425099	OTHER CONT MAINT	40,000	90,000	50,000
29292920	OPERATIONS	425060	OPERATIONS EQUIPMENT	0	40,000	40,000
29292920	OPERATIONS	425080	SERVICE CONTRACTS	162,360	202,360	40,000
01040151	FIRE	430014	WEARING APPAREL	0	37,204	37,204
01040151	FIRE	429001	TUITION/TRAINING	7,500	43,660	36,160
01010112	FINANCE	414000	SALARIES & WAGES	367,555	341,766	25,789
01030135	PLANNING	414000	SALARIES & WAGES	63,710	43,646	20,064
01060160	PUBLIC WORKS DIRECTOR	424100	RENTALS	5,000	25,000	20,000
29292940	FIELD MAINTENANCE	429003	GENERAL ADMIN. CHARGES	435,805	415,805	20,000
29292940	FIELD MAINTENANCE	425010	VEHICULAR EQUIPMENT	6,000	26,000	20,000
01060162	CITY SERVICES	422020	ELECTRICITY	3,500	23,500	20,000
01060162	CITY SERVICES	422070	POWER-TRAFFIC LIGHTS	47,950	27,950	20,000
01060160	PUBLIC WORKS DIRECTOR	456000	MAINS AND ACCESSORIES	338,941	318,941	20,000
01060172	VEHICLE MANAGEMENT	453099	EQUIPMENT-OTHER	55,000	35,000	20,000
01060172	VEHICLE MANAGEMENT	430054	AUTO BODY PART/SUPPLIES	0	20,000	20,000
01060160	PUBLIC WORKS DIRECTOR	425090	MAINT SERV CONTRACT	106,977	87,019	19,958
01040142	POLICE CHIEF	429090	MISC CONTRACTED SRVCS	70,000	89,930	19,930
01060160	PUBLIC WORKS DIRECTOR	425030	BUILDING MAINT	1,850	20,990	19,140
01060160	PUBLIC WORKS DIRECTOR	453049	LEASE PURCHASE	74,071	55,241	18,830
01010110	BUSINESS ADMINISTRATOR	414000	SALARIES & WAGES	151,000	132,676	18,324
01060162	CITY SERVICES	425031	POOLS/RECREATIONAL EQUIP	22,500	4,250	18,250

City of Harrisburg

Change in Adopted Budget as of September 30, 2012

Budget Unit	Budget Unit Title	Account Code	Account Title	Adopted Budget	Amended Budget	Change in Adopted Budget (Absolute Value) ▼
01010112	FINANCE	415000	TEMPORARY	0	16,925	16,925
01040142	POLICE CHIEF	421050	OTHER PROFESSIONAL FEES	20,000	4,100	15,900
01040142	POLICE CHIEF	423081	POLICE PROF DEDUCT	30,000	45,657	15,657
01040142	POLICE CHIEF	423080	POLICE PROF PREM	275,000	259,343	15,657
01010188	GENERAL EXPENSES	485000	REFUND PRIOR YEAR REVENUE	0	15,000	15,000
01010188	GENERAL EXPENSES	423020	GENERAL LIABILITY PREM	120,000	105,000	15,000
01000105	SOLICITOR	414000	SALARIES & WAGES	198,370	183,870	14,500
29292930	MAINTENANCE	429003	GENERAL ADMIN. CHARGES	561,301	547,301	14,000
01040142	POLICE CHIEF	423011	AUTO DEDUCT	25,000	11,000	14,000
01010110	BUSINESS ADMINISTRATOR	415000	TEMPORARY	0	13,080	13,080
01010112	FINANCE	421020	AUDIT	90,000	77,200	12,800
29292910	ADMINISTRATION	429095	BANK SERV CHARGES	0	12,500	12,500
01060162	CITY SERVICES	430037	CHEMICALS	10,000	22,000	12,000
01010188	GENERAL EXPENSES	485002	FINES AND SETTLEMENTS	110,000	122,000	12,000
01010112	FINANCE	421030	CONSULTING	30,000	42,000	12,000
01060160	PUBLIC WORKS DIRECTOR	485000	REFUND PRIOR YEAR REVENUE	0	10,620	10,620
29292910	ADMINISTRATION	424061	UNIFORM RENTALS	0	9,986	9,986
29292910	ADMINISTRATION	429012	LAUNDRY	10,000	14	9,986
01000104	TREASURER	429025	DISASTER RECOVERY SYSTEM	10,400	922	9,478
01060162	CITY SERVICES	430031	ASPHALT	14,000	5,000	9,000
01000101	COUNCIL	429014	CONTRACTED PERSONNEL SVS.	0	9,000	9,000
01000104	TREASURER	429014	CONTRACTED PERSONNEL SVS.	0	9,000	9,000
01030135	PLANNING	421010	LEGAL	0	9,000	9,000
02200230	MAINTENANCE	422020	ELECTRICITY	270,000	279,000	9,000
01000101	COUNCIL	414000	SALARIES & WAGES	253,500	244,500	9,000
01000104	TREASURER	414000	SALARIES & WAGES	399,830	390,830	9,000
01060162	CITY SERVICES	424060	OTHER RENTALS	1,800	10,800	9,000
01060160	PUBLIC WORKS DIRECTOR	430011	CUSTODIAL	10,000	18,725	8,725
01060162	CITY SERVICES	421050	OTHER PROFESSIONAL FEES	0	8,500	8,500
27272710	OPERATIONS	429012	LAUNDRY	10,000	1,982	8,018
27272710	OPERATIONS	424061	UNIFORM RENTALS	0	8,018	8,018
01060162	CITY SERVICES	424061	UNIFORM RENTALS	0	8,000	8,000
01060162	CITY SERVICES	430014	WEARING APPAREL	8,000	0	8,000

City of Harrisburg

Change in Adopted Budget as of September 30, 2012

Budget Unit	Budget Unit Title	Account Code	Account Title	Adopted Budget	Amended Budget	Change in Adopted Budget (Absolute Value) ▼
20062020	OPERATIONS	430052	VEHICLE PARTS & SUPPLIES	27,000	19,000	8,000
20062020	OPERATIONS	430050	MOTOR FUELS/LUBRICANTS	30,000	38,000	8,000
01060162	CITY SERVICES	429011	DEMOLITION & CLEARING	50,000	42,000	8,000
01030135	PLANNING	420010	ADVERTISING	6,000	14,000	8,000
29292910	ADMINISTRATION	419012	LOSS TIME & MED	4,682	12,682	8,000
01040151	FIRE	421016	MEDICAL/ PSYCHOLOGICAL EXA	0	7,605	7,605
01010188	GENERAL EXPENSES	423021	GEN LIAB DEDUCT	50,000	42,606	7,394
01040151	FIRE	419007	MEDICARE - PART B	45,000	52,000	7,000
29292930	MAINTENANCE	430050	MOTOR FUELS/LUBRICANTS	15,250	22,250	7,000
29292910	ADMINISTRATION	423097	TERRORISM	11,000	4,000	7,000
29292930	MAINTENANCE	425010	VEHICULAR EQUIPMENT	10,000	17,000	7,000
29292910	ADMINISTRATION	423030	BOILER	0	7,000	7,000
01040151	FIRE	425030	BUILDING MAINT	10,000	3,500	6,500
01010188	GENERAL EXPENSES	423060	FLOOD PREM	24,000	30,104	6,104
02200230	MAINTENANCE	430036	BLDG CONSTRUCTION	10,000	4,000	6,000
01060162	CITY SERVICES	430040	BOTANICAL	5,000	11,000	6,000
27272710	OPERATIONS	419005	SEVERANCE PAY	5,500	11,500	6,000
01010188	GENERAL EXPENSES	423040	PROPERTY & CRIME PREM	85,781	79,781	6,000
01010188	GENERAL EXPENSES	423010	AUTOMOBILE PREM	171,000	165,000	6,000
01080180	PARKS & REC DIRECTOR	429014	CONTRACTED PERSONNEL SVS.	20,000	14,000	6,000
01030139	ECONOMIC DEVELOPMENT	414000	SALARIES & WAGES	31,200	37,000	5,800
01010188	GENERAL EXPENSES	420041	E-MAIL/INTERNET	10,500	4,734	5,766
29292930	MAINTENANCE	430012	PERSONAL SAFETY	300	6,000	5,700
01040142	POLICE CHIEF	425090	MAINT SERV CONTRACT	24,000	29,600	5,600
29292910	ADMINISTRATION	423011	AUTO DEDUCT	10,000	4,500	5,500
27272710	OPERATIONS	429095	BANK SERV CHARGES	0	5,400	5,400
27272710	OPERATIONS	419010	UNEMPLOYMENT COMPENSAT	5,000	10,308	5,308
02200230	MAINTENANCE	430014	WEARING APPAREL	5,200	0	5,200
02200230	MAINTENANCE	424061	UNIFORM RENTALS	0	5,200	5,200
01060162	CITY SERVICES	430056	STREET LIGHTS	125,000	119,825	5,175
01030137	CODES	429018	PERMITS	0	5,120	5,120
01060162	CITY SERVICES	430030	SNOW CONTROL	20,000	15,000	5,000
01060162	CITY SERVICES	430034	TRAFFIC CONTROL	11,000	16,000	5,000
01040142	POLICE CHIEF	481055	LIABILITY INSURANCE CLAIM	0	5,000	5,000
02200210	ADMINISTRATION	419012	LOSS TIME & MED	1,000	6,000	5,000

City of Harrisburg

Change in Adopted Budget as of September 30, 2012

Budget Unit	Budget Unit Title	Account Code	Account Title	Adopted Budget	Amended Budget	Change in Adopted Budget (Absolute Value) ▼
01000104	TREASURER	425090	MAINT SERV CONTRACT	46,000	51,000	5,000
02200210	ADMINISTRATION	429003	GENERAL ADMIN. CHARGES	293,605	288,605	5,000
01040142	POLICE CHIEF	421070	ARBITRATION	14,000	9,000	5,000
01010188	GENERAL EXPENSES	421010	LEGAL	50,000	45,000	5,000
01060162	CITY SERVICES	420040	TELEPHONE	5,000	10,000	5,000
01010188	GENERAL EXPENSES	421030	CONSULTING	10,000	14,700	4,700
01030137	CODES	414000	SALARIES & WAGES	505,512	500,892	4,620
27272710	OPERATIONS	429090	MISC CONTRACTED SRVCS	10,000	5,400	4,600
01080180	PARKS & REC DIRECTOR	429090	MISC CONTRACTED SRVCS	0	4,500	4,500
01000104	TREASURER	439015	OFFICE EQUIPMENT	0	4,478	4,478
01010188	GENERAL EXPENSES	486000	PYMT OF PRIOR YR EXPEND.	0	4,366	4,366
27272710	OPERATIONS	430052	VEHICLE PARTS & SUPPLIES	65,000	60,892	4,108
02200220	DISTRIBUTION	430014	WEARING APPAREL	4,000	100	3,900
02200220	DISTRIBUTION	424061	UNIFORM RENTALS	0	3,900	3,900
01040151	FIRE	422030	HEAT	30,000	26,400	3,600
01040151	FIRE	420040	TELEPHONE	4,000	7,600	3,600
01010116	INFORMATION TECHNOLOGY	425099	OTHER CONT MAINT	4,000	462	3,538
01010116	INFORMATION TECHNOLOGY	429070	STORAGE	0	3,538	3,538
02200230	MAINTENANCE	421030	CONSULTING	4,000	500	3,500
01010188	GENERAL EXPENSES	415000	TEMPORARY	0	3,373	3,373
01040142	POLICE CHIEF	425010	VEHICULAR EQUIPMENT	1,000	4,100	3,100
01060172	VEHICLE MANAGEMENT	425010	VEHICULAR EQUIPMENT	100,000	97,000	3,000
01030139	ECONOMIC DEVELOPMENT	429014	CONTRACTED PERSONNEL SVS.	0	3,000	3,000
01040142	POLICE CHIEF	420040	TELEPHONE	60,000	57,000	3,000
01040142	POLICE CHIEF	429060	TOWING	0	3,000	3,000
01060172	VEHICLE MANAGEMENT	429060	TOWING	0	3,000	3,000
27272710	OPERATIONS	423011	AUTO DEDUCT	15,000	12,000	3,000
27272710	OPERATIONS	423002	STOP/LOSS PREMIUM	21,500	18,500	3,000
01010188	GENERAL EXPENSES	423050	INLAND MARINE	11,000	13,394	2,394
01060172	VEHICLE MANAGEMENT	429012	LAUNDRY	4,500	2,181	2,319
01060172	VEHICLE MANAGEMENT	424061	UNIFORM RENTALS	0	2,319	2,319
01000105	SOLICITOR	419001	SOCIAL SECURITY	15,176	17,280	2,104
01030135	PLANNING	430009	OFFICE	300	2,364	2,064
01060162	CITY SERVICES	425030	BUILDING MAINT	2,000	4,000	2,000
29292910	ADMINISTRATION	420020	PRINTING	6,400	8,400	2,000
01010188	GENERAL EXPENSES	423097	TERRORISM	2,000	48	1,952

City of Harrisburg

Change in Adopted Budget as of September 30, 2012

Budget Unit	Budget Unit Title	Account Code	Account Title	Adopted Budget	Amended Budget	Change in Adopted Budget (Absolute Value) ▼
01040142	POLICE CHIEF	420020	PRINTING	8,000	9,900	1,900
29292910	ADMINISTRATION	423040	PROPERTY & CRIME PREM	128,376	126,724	1,652
29292910	ADMINISTRATION	425090	MAINT SERV CONTRACT	28,888	30,540	1,652
29292920	OPERATIONS	430011	CUSTODIAL	7,000	5,500	1,500
01010188	GENERAL EXPENSES	429095	BANK SERV CHARGES	10,000	11,500	1,500
29292920	OPERATIONS	430012	PERSONAL SAFETY	1,000	2,500	1,500
27272710	OPERATIONS	430049	TRASH REMOVAL	1,500	3,000	1,500
01010188	GENERAL EXPENSES	423095	EXCESS LIABILITY	40,000	41,400	1,400
27272710	OPERATIONS	416000	OVERTIME	20,000	21,250	1,250
27272710	OPERATIONS	421040	COLLECTION(OPT & LIENS)	1,250	0	1,250
01010124	O & R DIRECTOR	420020	PRINTING	2,500	3,706	1,206
01010124	O & R DIRECTOR	425090	MAINT SERV CONTRACT	85,000	83,794	1,206
01040142	POLICE CHIEF	425099	OTHER CONT MAINT	3,000	1,800	1,200
27272710	OPERATIONS	424000	VEHICULAR EQUIPMENT	2,000	800	1,200
01010188	GENERAL EXPENSES	423091	PUBLIC OFF DEDUCT	10,000	8,896	1,104
02200210	ADMINISTRATION	423097	TERRORISM	2,600	1,581	1,019
27272710	OPERATIONS	423021	GEN LIAB DEDUCT	3,200	2,196	1,004
01010110	BUSINESS ADMINISTRATOR	419001	SOCIAL SECURITY	11,744	12,745	1,001
01060172	VEHICLE MANAGEMENT	425030	BUILDING MAINT	8,500	7,500	1,000
01080180	PARKS & REC DIRECTOR	420010	ADVERTISING	1,500	2,500	1,000
02200230	MAINTENANCE	420040	TELEPHONE	750	1,750	1,000
02200210	ADMINISTRATION	423030	BOILER	0	1,000	1,000
27272710	OPERATIONS	439015	OFFICE EQUIPMENT	2,000	1,000	1,000
01060172	VEHICLE MANAGEMENT	430053	VEHICLE REPAIR TOOLS	500	1,500	1,000
01010110	BUSINESS ADMINISTRATOR	429017	MEMBERSHIPS	0	980	980
01010110	BUSINESS ADMINISTRATOR	421070	ARBITRATION	4,000	3,120	880
01030137	CODES	421010	LEGAL	5,400	4,600	800
27272710	OPERATIONS	420020	PRINTING	2,000	2,800	800
02200230	MAINTENANCE	425060	OPERATIONS EQUIPMENT	40,000	39,200	800
01030135	PLANNING	421060	STENOGRAPHER	2,100	2,850	750
02200210	ADMINISTRATION	417000	SICK LEAVE BUY-BACK	2,900	3,636	736
02200210	ADMINISTRATION	430050	MOTOR FUELS/LUBRICANTS	35,000	34,264	736
01040142	POLICE CHIEF	430099	MISC SUPPLIES AND EXP	2,000	1,290	710
01040151	FIRE	429004	OFFICER I CERT. (FIRE)	4,000	3,300	700
02200230	MAINTENANCE	425030	BUILDING MAINT	14,000	14,700	700
01060162	CITY SERVICES	425050	COMMUNICATIONS	1,000	300	700

City of Harrisburg

Change in Adopted Budget as of September 30, 2012

Budget Unit	Budget Unit Title	Account Code	Account Title	Adopted Budget	Amended Budget	Change in Adopted Budget (Absolute Value) ▼
			EQUIPMENT			
01030139	ECONOMIC DEVELOPMENT	419001	SOCIAL SECURITY	2,387	3,061	674
01040151	FIRE	425010	VEHICULAR EQUIPMENT	2,250	1,600	650
01060160	PUBLIC WORKS DIRECTOR	425099	OTHER CONT MAINT	0	635	635
01060160	PUBLIC WORKS DIRECTOR	420010	ADVERTISING	2,000	1,370	630
27272710	OPERATIONS	425090	MAINT SERV CONTRACT	25,772	25,172	600
01010116	INFORMATION TECHNOLOGY	425080	SERVICE CONTRACTS	4,000	3,433	567
01010116	INFORMATION TECHNOLOGY	420010	ADVERTISING	0	567	567
29292910	ADMINISTRATION	421030	CONSULTING	12,000	12,555	555
29292910	ADMINISTRATION	430009	OFFICE	4,450	3,895	555
01060160	PUBLIC WORKS DIRECTOR	429018	PERMITS	0	528	528
01010112	FINANCE	430009	OFFICE	1,000	480	520
01040142	POLICE CHIEF	430012	PERSONAL SAFETY	35,000	35,500	500
27272710	OPERATIONS	430011	CUSTODIAL	2,000	1,500	500
01010117	HUMAN RESOURCES	430006	PHOTOGRAPHY	500	0	500
01060172	VEHICLE MANAGEMENT	430050	MOTOR FUELS/LUBRICANTS	1,304,052	1,303,552	500
01060172	VEHICLE MANAGEMENT	420020	PRINTING	175	675	500
01010112	FINANCE	420040	TELEPHONE	0	500	500
01080180	PARKS & REC DIRECTOR	420050	POSTAGE	500	1,000	500
01010112	FINANCE	420050	POSTAGE	2,100	1,600	500
01060162	CITY SERVICES	425060	OPERATIONS EQUIPMENT	1,000	500	500
01040142	POLICE CHIEF	429009	ADMIN/TRUSTEE FEE	250	730	480
01010188	GENERAL EXPENSES	447100	INTEREST EXPENSE	0	452	452
01010112	FINANCE	425090	MAINT SERV CONTRACT	20,000	20,430	430
02200210	ADMINISTRATION	424061	UNIFORM RENTALS	0	404	404
01010112	FINANCE	420010	ADVERTISING	700	1,090	390
01010124	O & R DIRECTOR	420050	POSTAGE	115,000	114,620	380
02200210	ADMINISTRATION	430014	WEARING APPAREL	3,600	3,220	380
01010124	O & R DIRECTOR	429018	PERMITS	0	380	380
01000105	SOLICITOR	420010	ADVERTISING	1,000	625	375
01000105	SOLICITOR	429001	TUITION/TRAINING	0	375	375
01010112	FINANCE	430003	SUBSCRIPTIONS	100	470	370
02200210	ADMINISTRATION	429017	MEMBERSHIPS	1,800	1,440	360
02200210	ADMINISTRATION	420020	PRINTING	11,500	11,860	360
01010110	BUSINESS ADMINISTRATOR	420010	ADVERTISING	2,000	1,649	351


City of Harrisburg

Change in Adopted Budget as of September 30, 2012

Budget Unit	Budget Unit Title	Account Code	Account Title	Adopted Budget	Amended Budget	Change in Adopted Budget (Absolute Value) ▼
01010124	O & R DIRECTOR	420010	ADVERTISING	0	306	306
01010124	O & R DIRECTOR	429090	MISC CONTRACTED SRVCS	4,500	4,194	306
01010117	HUMAN RESOURCES	430009	OFFICE	200	500	300
01060162	CITY SERVICES	430036	BLDG CONSTRUCTION	5,000	4,700	300
01040142	POLICE CHIEF	485000	REFUND PRIOR YEAR REVENUE	0	300	300
01010117	HUMAN RESOURCES	421053	CREDIT REPORTS	310	610	300
01010188	GENERAL EXPENSES	421050	OTHER PROFESSIONAL FEES	600	900	300
01060162	CITY SERVICES	425099	OTHER CONT MAINT	5,000	4,700	300
01030137	CODES	429001	TUITION/TRAINING	2,500	2,800	300
02200230	MAINTENANCE	425000	OFFICE EQUIPMENT	300	0	300
01000103	CONTROLLER	425090	MAINT SERV CONTRACT	1,500	1,219	281
02200230	MAINTENANCE	430051	TIRES & BATTERIES	1,000	730	270
02200230	MAINTENANCE	430052	VEHICLE PARTS & SUPPLIES	5,500	5,770	270
01040151	FIRE	419027	HEARING AID -FIRE	0	263	263
01000103	CONTROLLER	430009	OFFICE	0	261	261
01010188	GENERAL EXPENSES	419001	SOCIAL SECURITY	31,824	32,083	259
01010110	BUSINESS ADMINISTRATOR	420020	PRINTING	0	251	251
01030135	PLANNING	420050	POSTAGE	250	500	250
01060162	CITY SERVICES	425010	VEHICULAR EQUIPMENT	1,000	750	250
01000101	COUNCIL	429001	TUITION/TRAINING	200	450	250
01000101	COUNCIL	430009	OFFICE	250	0	250
01030137	CODES	420020	PRINTING	250	499	249
01030137	CODES	420010	ADVERTISING	1,000	751	249
01000101	COUNCIL	425000	OFFICE EQUIPMENT	200	400	200
01060162	CITY SERVICES	430012	PERSONAL SAFETY	1,000	800	200
01000101	COUNCIL	430099	MISC SUPPLIES AND EXP	13,000	12,800	200
01010117	HUMAN RESOURCES	421051	NON-CDL DRUG/ALC/MED TEST	1,500	1,300	200
01060160	PUBLIC WORKS DIRECTOR	421080	FILING FEES	180	0	180
01060162	CITY SERVICES	429009	ADMIN/TRUSTEE FEE	0	175	175
02200210	ADMINISTRATION	429009	ADMIN/TRUSTEE FEE	0	175	175
02200210	ADMINISTRATION	429016	CONFERENCES	300	125	175
01010112	FINANCE	429001	TUITION/TRAINING	0	130	130
01040151	FIRE	430016	MEDICAL/LAB	250	137	113
02200230	MAINTENANCE	429016	CONFERENCES	500	400	100
01010110	BUSINESS ADMINISTRATOR	430009	OFFICE	1,000	900	100
01010117	HUMAN RESOURCES	430003	SUBSCRIPTIONS	100	200	100

City of Harrisburg

Change in Adopted Budget as of September 30, 2012

Budget Unit	Budget Unit Title	Account Code	Account Title	Adopted Budget	Amended Budget	Change in Adopted Budget (Absolute Value) 
01010110	BUSINESS ADMINISTRATOR	429001	TUITION/TRAINING	900	1,000	100
01060160	PUBLIC WORKS DIRECTOR	430009	OFFICE	500	450	50
01000101	COUNCIL	420050	POSTAGE	50	90	40
01000101	COUNCIL	429009	ADMIN/TRUSTEE FEE	80	40	40
02200210	ADMINISTRATION	425000	OFFICE EQUIPMENT	200	176	24
01000103	CONTROLLER	420050	POSTAGE	0	20	20
02200210	ADMINISTRATION	423095	EXCESS LIABILITY	5,981	6,000	19
01060160	PUBLIC WORKS DIRECTOR	429017	MEMBERSHIPS	50	35	15
01060160	PUBLIC WORKS DIRECTOR	430099	MISC SUPPLIES AND EXP	0	15	15
27272710	OPERATIONS	423095	EXCESS LIABILITY	1,196	1,200	4
Summary				33,537,295	33,707,513	7,541,671

City of Harrisburg

Overbudget Line Items as of September 30, 2012

Budget Unit ▲	Budget Unit Title	Account Code	Account Title	Adopted Budget	Amended Budget	Encumbrance	YTD Expense	Enc + YTD Expense	Overbudget
01040142	POLICE CHIEF	416000	OVERTIME	250,000	250,000	0	303,525	303,525	-53,525
01040142	POLICE CHIEF	414900	SALARIES/WAGES- EXTRA DUTY	350,000	350,000	0	384,944	384,944	-34,944
01040151	FIRE	416000	OVERTIME	1,350,000	1,950,000	0	2,133,147	2,133,147	-183,147
01060162	CITY SERVICES	416000	OVERTIME	50,000	50,000	0	58,234	58,234	-8,234
02200210	ADMINISTRATION	429095	BANK SERV CHARGES	12,000	12,000	0	12,937	12,937	-937
27272710	OPERATIONS	429095	BANK SERV CHARGES	0	5,400	0	6,033	6,033	-633
27272710	OPERATIONS	416000	OVERTIME	20,000	21,250	0	22,536	22,536	-1,286
Summary				2,032,000	2,638,650	0	2,921,357	2,921,357	-282,707